NEVADA HEALTH RESPONSE

Prepared by the Local Empowerment Advisory Panel (LEAP)

Roadmap to Recovery for Nevada

Industry- & Activity-Specific Guidance

CONTENTS

1. Aquatics
    a. Aquatic Facilities (HOA and Multi-Family)
    b. Local and Public Pools and Aquatic Centers
    c. Swimming Lessons
2. Bars
3. Bowling Alleys
4. Camps – Day and Residential
5. Closed Events
6. Farmer's Markets
7. Fitness
    a. Boutique Gyms, Dance Instruction Studios, and Personal Fitness Studios
    b. Fitness Centers
    c. Large Gyms
8. Gatherings and Services of Community and Faith-Based Organizations
9. Guest Rooms
10. Indoor Malls
11. Indoor Venues
12. Movie Theaters
13. Outdoor Equine and Livestock Competitions
14. Outdoor Venues
15. Personal Services
    a. Body Art and Body Piercing Establishments
    b. Massage Establishment Sanitization Guidelines
    c. Massage Therapy
    d. Skin Care
16. Trade Schools and Technical Schools

NEVADA HEALTH RESPONSE

Prepared by the Local Empowerment Advisory Panel (LEAP)

Roadmap to Recovery for Nevada

Aquatic Facilities (HOA and Multi-Family)





	Mandatory*	Recommended Best Practices*
Guest Guidelines	• Capacity to be reduced to 50% of the fire code. • Post informational signs regarding social distancing, a list of COVID -19 symptoms and what to do if symptomatic at the entrance to all facilities. • Encourage minimum 6 feet between people by changing deck lay outs, placement of furniture, designation of pathways etc. • Face coverings are required for employees. • Do not wear face coverings when in the water. • Limit pool/spa capacity to ensure 6-feet distance can be maintained between people while in the aquatic venue. • Reservations are required. • Lounge chairs must be removed.	• Strongly encourage guests to wear face coverings when not in the water. • Encourage patrons to bring their own drinking water. • Develop schedules that encourage staggered use of the pool area to avoid overcrowding. • Close pool area if social distancing cannot be supported.
Restrooms & Pools/Spas	• Maintain adequate hand washing supplies (running water, soap, paper towels, touchless trash cans). • Provide hand sanitizer stations at staffed facilities. • Do not utilize shared drinking fountains. • Clean soiled surfaces with soap and water prior to disinfecting. • Disinfect all high touch surfaces at least daily (e.g. entrance rails, door handles, switches, sinks, toilets, etc.). • Maintain disinfectant, pH and cyanuric acid at required levels. • Follow regulations for your jurisdiction. • Disable locker rooms.	• Create separate locations for soiled items to be stored away from those that are clean and disinfected (considered ready for use). • Limit the use of disinfectants to high touch surfaces and shared objects do not apply to general areas such as walls, walkways and spaces that people encounter but typically do not contact.
General	• Must adhere to 6-foot social distancing practices. This includes in and around bleachers for anyone not in the same family. • Reduce capacity by 50% of the fire code. • Must conduct daily symptom assessments (self-evaluation). Anyone experiencing symptoms must stay home.** • Must not enter swimming areas, including bench areas. • Must keep 6 feet or more distance from swimming pool. • Reservations are required. • Lounge chairs must be removed.	• Strongly recommend to wear face coverings at all times. • Hand washing or hand sanitizing, in the absence of soap and water, is strongly recommended.

**Daily symptom assessments should include monitoring for fever, cough, and trouble breathing.*

	Mandatory*	Recommended Best Practices*
Confirmed Cases	• Immediately isolate and seek medical care for any individual who develops symptoms while at work and follow CDC guidelines. • Contact the local health district about suspected cases or exposures. Employees should maintain the confidentiality of employee health information. • Shutdown any facility for deep cleaning and disinfection, if possible. • Use disinfectants outlined on EPA List N.	● Work with local health department to identify potentially infected or exposed individuals to help facilitate effective contact tracing/notifications. ● Once testing is readily available, test all suspected infections or exposures. ● Following testing, contact local health department to initiate appropriate care and tracing.

**These recommendations were compiled by the LEAP based on guidance from the CDC, the U.S. Food and Drug Administration (FDA), Nevada OSHA, and other relevant agencies for the industry and public health officials, including state licensing boards. The information provided is only intended as general information to the public. Following these guidelines does not constitute, and is not a substitute for, compliance with all laws and regulations applicable at any particular time. Individuals and businesses are responsible to ensure that they comply with all laws and regulations that apply to them, including, but not limited to, federal and state health and safety requirements. Additionally, compliance with these regulations does not ensure against the spread of infections from COVID-19 or any other cause.*

NEVADA HEALTH RESPONSE

Prepared by the Local Empowerment Advisory Panel (LEAP)

Roadmap to Recovery for Nevada

Local and Public Pools and Aquatic Centers





Aquatic Facilities Operators

Mandatory*	Recommended Best Practices*
General: ● Review and consult the CDC guidance for aquatic venues. ● Reduce capacity to 50% of the fire code.	General Options: ● Consult with the company or engineer that designed your pool or aquatic venue to decide which disinfectants, approved by the EPA are best for your site. ● Increase the frequency of air filter replacement and HVAC cleaning for indoor pools and aquatic centers.
Communicate Clearly: ● Post information throughout the pool and surrounding areas to frequently remind swimmers and visitors to take steps to prevent the spread of COVID-19. These messages should include information about: ● Staying home if you are sick or do not feel well. ● Using social distancing and maintaining at least 6 feet or more between individuals in all areas of the pool and deck whenever possible. ● No gathering in groups of different households ● Patrons should not stand, sit, or otherwise block walkways or any identified narrow passage area. ● Encourage face coverings when entering buildings or interacting with other people when outside of the water, practice good personal hygiene including washing hands often with soap and water for at least 20 seconds, using hand sanitizer, refraining from touching eyes, nose, and mouth with unwashed hands, coughing and sneezing into an elbow, etc. DO NOT wear face coverings while in the water!	Communicate Clearly: ● Develop regular communication with customers through a variety of channels (text, emails, social posts, flyers, etc.) to clearly communicate the steps your beach, pool and aquatic center is taking to protect users and stop the spread of COVID-19. ● Develop and update website, send emails to users with additional preventative steps the facility is taking, as well as communicate any changes users should expect to experience.
Maintain public restrooms and shower facilities to lower risk of spread of virus. ● Disable locker rooms. ● Remove any casual seating. ● Ensure there are functional toilets and restroom facilities. ● Clean and disinfect public areas and restrooms every 4 hours using EPA-registered disinfectants, particularly on high-touch surfaces such as faucets, toilets, doorknobs and light switches. ● Make sure supplies for handwashing, including soap and materials for drying hands are fully stocked every time the bathroom is cleaned. ● If towels are provided, they are to be stored in covered, sanitized containers that are clearly delineated clean versus soiled. Appropriate temperatures are to be used when washing and drying towels to ensure sanitation (hot water for washing, ensure they are completely dried). Employees handling towels must wear gloves and face covering. ● Restroom and shower facilities should limit the number of users at any one time based on the facility size current social distancing guidelines. These facilities should be cleaned/sanitized per CDC recommended protocol along with established restroom cleaning schedules.	Maintain public restrooms and shower facilities to lower risk of spread of virus. ● Post cleaning schedule at each location. ● Install touch-free entry points at restrooms and other facilities. ● Install touchless sensors on faucets, paper towel, and soap dispensers wherever possible. ● Install and stock toilet seat cover dispensers.

Aquatic Facilities Operators *cont.*

Mandatory*	Recommended Best Practices*

Closures, modifications and limitations:
- Install physical barriers (for example, lane lines in the water or chairs and tables on the deck) and visual cues (for example, tape on the decks, floors, or sidewalks) and signs to ensure that staff, patrons, and swimmers stay at least 6 feet apart from those they don't live with, both in and out of the water.
- Discourage or prohibit shared objects including goggles, nose clips, and snorkels.
- In accordance with current orders, close any non-essential areas where people could potentially congregate.
- Any food service must be run in accordance with current orders and guidelines for such establishments, found in Nevada.
- Develop and implement a reduced maximum capacity to allow 6-feet of distance between users.. The formula for capacity should consider the available deck area as well as the pool surface area, as often one is greater than the other. If water surface area is smaller than deck area, an additional limit of swimmers/pool occupants should be implemented to ensure proper social distancing.
- Develop revised deck layouts in the standing and seating areas so individuals can remain at least 6 feet apart from others.
- Implement a reservation system or a time limit for visitors and swimmers to accommodate the reduction in pool capacity. Use online solutions for reservations, waivers, or payment.

Follow all appropriate guidance for customer interaction, retail sales, and equipment rentals.
- Install barriers and protective shields where needed to safely distance staff and customers.
- Post a revised occupancy number in retail or rental areas in accordance with any current order to minimize crowding where necessary.
- Mark floors inside buildings for 6 feet standing areas or one-way traffic.
- Clean and disinfect high-use areas like door handles, keypads, counter tops, etc. after each use or at a minimum of every two hours.
- Disinfect all rental equipment after each use, using EPA-registered disinfectants.
- Arrange any seating areas, tables, chairs, etc. (indoors and out) at safe distances from each other. If safe distances are not achievable, or regular sanitizing of these areas is not possible, barricade or remove seating areas.
- Review and follow all guidance for retail operations in Nevada.

Maintaining Distance in outdoor spaces
- In areas of concern, mark 6-foot spaces on pool deck to help users visualize safe distancing.
- In areas with a lot of cross traffic, direct pedestrian traffic to enter/exit these locations in specific ways or indicate one-way traffic wherever possible.

Employees and contractors:
- Maintain at least 6 feet physical distance from other employees.
- Businesses must require all employees to wear facial coverings, except for one of the following reasons:
  - Facial coverings in the work setting are prohibited by law or regulation.
  - Facial coverings are in violation of documented industry standards.
  - Facial coverings are not advisable for health reasons.
  - Facial coverings are in violation of the business' documented safety policies.
  - Facial coverings are not required when the employee volunteer works alone in an assigned work area.
  - There is a functional (practical) reason for an employee/volunteer not to wear a facial covering in the workplace.

Closures, modifications and limitations:
- Facilities may determine if masks are required to enter common spaces.
- Ensure adequate equipment for patrons and swimmers, such as kick boards and pool noodles, to minimize sharing to the extent possible, or limiting use of equipment by one group of users at a time and cleaning and disinfecting between use.

Follow all appropriate guidance for customer interaction, retail sales, and equipment rentals.
- Regularly provide customers with up-to-date information about COVID-19 and related business procedures and policies. Communicate the importance of practicing preventive actions.
- Install touch-free entry points to buildings where possible.
- Create self-sanitizing stations by making hand sanitizer, soap, and water, or effective disinfectant available to the public at or near the entrance of facilities and at any locations where people have direct interactions and near high-touch surfaces.

Employees and contractors:
- Encourage 3rd-party delivery staff to wait outside or in non-congested areas practicing social distancing guidelines. Encourage 3rd-party delivery staff to wear face coverings.
- Educate on proper use, disposal, and maintenance of face coverings. Enhance education on proper use of gloves, per code.
- Health checks may include temperature assessments, questionnaires, employee self-checks, screening apps or other tools. Update files with log of "health checks".**
- Conduct telephone symptom assessment for employees who were ill and planning to return to work.**
- As employee rehiring begins, consider virtual interviewing and on-boarding when possible.

***Daily symptom assessments should include monitoring for fever, cough, and trouble breathing.*

	Mandatory*	Recommended Best Practices*
Aquatic Facilities Operators *cont.*	*(Businesses must provide written justification, upon request, explaining why an employee is not required to wear a facial covering in the workplace. At minimum, facial coverings (masks) should be cloth/fabric and cover an individual's nose, mouth, and chin.)* ● Be as flexible as possible with staff attendance and sick-leave policies. Remind staff to stay at home if they are sick. Isolate and send home anyone who exhibits fever, cough, or shortness of breath. ● Employees must perform daily symptom assessment, including assessing for symptoms and taking your temperature with a thermometer and monitoring for fever. Per the CDC, symptoms include cough, shortness of breath or difficult breathing, fever, chills, repeated shaking with chills, muscle pain, headaches, sore throat and new loss of taste or smell.** ● Require employees to stay at home if symptomatic and perform daily symptom assessment requirements before returning to work.** ● Company vehicles, equipment, break rooms, bathrooms, and other common areas must be cleaned and disinfected daily. ● Implement staggered employee entry, working in assigned teams, varied arrival and departure, and staggered breaks to avoid interaction or grouping among staff. ● Require regular handwashing. ● Remove lounge chairs.	● Reinforce education per current food safety code about when to wash hands. Post health department handwashing posters at sinks and stations. Set times for periodic handwashing. ● Avoid switching tasks when possible to reduce cross contamination concerns. Increase handwashing if changing tasks is necessary. ● Appoint an employee safety team or point of contact to identify safety concerns; suggest additional safety or sanitizing measures; and make ongoing improvements to your safety plan. Make sure all employees know who is on this team and how to contact them. This team can be responsible for training, developing, and distributing information regarding updated protocols, answering questions, and displaying information. ● Regularly provide staff with up-to-date information about COVID-19 and related business procedures and policies. Communicate the importance of practicing preventive actions.
Pool Users	● Stay home if you are sick or do not feel well. ● Use social distancing and maintain at least 6 feet between individuals in all areas of the pool or aquatic center. ● Do not swim or gather in groups of more than 10. ● Lounge chairs are prohibited. ● Locker rooms are disabled. ● Reservations are required.	● Wear a mask or face covering when on the pool deck, entering buildings, or interacting near other pool guests. Masks should be removed prior to swimming as wet masks can cause difficulty breathing. ● Practice good personal hygiene, including washing hands, often with soap and water for at least 20 seconds, using hand sanitizer, refraining from touching eyes, nose, and mouth with unwashed hands, coughing, and sneezing into an elbow, etc. ● Bring trash bags, food, and supplies. Plan to carry in and carry out trash and other items.
Confirmed Cases	● Immediately isolate and seek medical care for any individual who develops symptoms while at work and follow CDC guidelines. ● Contact the local health district about suspected cases or exposures and employers should maintain the confidentiality of employee health information. ● Shutdown any facility for deep cleaning and disinfection, if possible. ● Use disinfectants outlined on EPA List N.	● Work with local health department to identify potentially infected or exposed individuals to help facilitate effective contact tracing/notifications. ● Once testing is readily available, test all suspected infections or exposures. ● Following testing, contact local health department to initiate appropriate care and tracing.

***Daily symptom assessments should include monitoring for fever, cough, and trouble breathing.*

**These recommendations were compiled by the LEAP based on guidance from the CDC, the U.S. Food and Drug Administration (FDA), Nevada OSHA, and other relevant agencies for the industry and public health officials, including state licensing boards. The information provided is only intended as general information to the public. Following these guidelines does not constitute, and is not a substitute for, compliance with all laws and regulations applicable at any particular time. Individuals and businesses are responsible to ensure that they comply with all laws and regulations that apply to them, including, but not limited to, federal and state health and safety requirements. Additionally, compliance with these regulations does not ensure against the spread of infections from COVID-19 or any other cause.*

NEVADA HEALTH RESPONSE

Prepared by the Local Empowerment Advisory Panel (LEAP)

Roadmap to Recovery for Nevada

Swimming Lessons







	Mandatory*	Recommended Best Practices*
General	● Only operate at 50% capacity. ● Conduct daily symptom assessments.** ● Require employees to stay home if symptomatic. ● Provide PPE for staff. ● Instructors should wear face coverings to the extent practicable. ● Continue to use ultraviolet purification and chlorine in swimming pools. ● Alter seating layout in the viewing area to ensure social distancing. All people in the viewing area must wear face masks. ● Remove all toys in playrooms and lobbies. ● Require frequent and thorough hand washing. If soap and running water are not immediately available, provide alcohol-based hand sanitizer. ● Regularly disinfect all high touch surfaces inside facilities and shared equipment. ● Daily deep disinfection of high contact surfaces (e.g. door handles, light switches, seats, railings, cabinetry handles, appliance handles, toilets, countertops, phones, tables, etc.)	● Provide hand sanitizer stations. ● Take temperatures of employees daily and/or ask screening questions for COVID-19. ● Promote healthy hygiene practices, such as hand washing wearing a cloth face covering, as feasible. ● Consider a disinfect fogging machine for the facility. ● Install plexiglass shields at front desks. ● Provide make-up swim lessons for children who are ill. ● Post informational signs regarding social distancing, facial coverings, and what to do if symptomatic.
Customers/ Students	● Allow only 1 caretaker per student. ● Customers and students must arrive no more than 5 minutes before the start of a class and stay no more than 5 minutes after the class is finished. ● Students should arrive and leave wearing their swimsuit. ● Students should bring their own towels and goggles if they need them. No towels or googles will be shared.	● Consider medical clearances for those students who have been diagnosed for COVID-19.
Confirmed Cases	● Immediately isolate and seek medical care for any individual who develops symptoms while at work and follow CDC guidelines. ● Contact the local health district about suspected cases or exposures, and employers should maintain the confidentiality of employee health information. ● Shutdown any facility for deep cleaning and disinfection, if possible. ● Use disinfectants outlined on EPA List N.	● Work with local health department to identify potentially infected or exposed individuals to help facilitate effective contact tracing/notifications. ● Once testing is readily available, test all suspected infections or exposures. ● Following testing, contact local health department to initiate appropriate care and tracing.

***Daily symptom assessments should include monitoring for fever, cough, and trouble breathing.*

**These recommendations were compiled by the LEAP based on guidance from the CDC, the U.S. Food and Drug Administration (FDA), Nevada OSHA, and other relevant agencies for the industry and public health officials, including state licensing boards. The information provided is only intended as general information to the public. Following these guidelines does not constitute, and is not a substitute for, compliance with all laws and regulations applicable at any particular time. Individuals and businesses are responsible to ensure that they comply with all laws and regulations that apply to them, including, but not limited to, federal and state health and safety requirements. Additionally, compliance with these regulations does not ensure against the spread of infections from COVID-19 or any other cause.*

NEVADA HEALTH RESPONSE

Prepared by the Local Empowerment Advisory Panel (LEAP)

Roadmap to Recovery for Nevada

Bars

	Mandatory*	Recommended Best Practices*
General	● Only operate at 50% capacity. Capacity limited to number of seats within the establishment that are spaced 6 feet apart. Table service required. These requirements apply to all outdoor seating areas as well. ● All standing and open congregate areas in bars that are not necessary for the preparation and service of food or beverages (including but not limited to billiards, card playing, pinball games, video games, arcade games, dancing, and standing) shall be closed. ● Require employees to stay home if symptomatic and conduct daily symptom assessments.** ● Provide PPE for staff. ● Require frequent and thorough hand washing, including providing workers, customers, and worksite visitors with a place to wash their hands. If soap and running water are not immediately available, provide alcohol-based hand sanitizer. ● Customers waiting to be seated must wait outside and must practice social distancing from people not in their household. ● Daily deep disinfection of high contact surfaces (e.g. door handles, light switches, seats, railings, cabinetry handles, appliance handles, toilets, countertops, phones, tables, etc.)	● Provide hand sanitizer stations. ● Face coverings are recommended for guests. ● Try to seat no more than 5 unless the group is from the same household. ● Provide hand sanitizer stations. ● Post informational signs regarding social distancing, facial coverings, and what to do if symptomatic. ● Stagger or limit arrivals of employees and guests.
Confirmed Cases	● Immediately isolate and seek medical care for any individual who develops symptoms while at work and follow CDC guidelines. ● Contact the local health district about suspected cases or exposures, and employers should maintain the confidentiality of employee health information. ● Shutdown any facility for deep cleaning and disinfection, if possible. ● Use disinfectants outlined on EPA List N.	● Work with local health department to identify potentially infected or exposed individuals to help facilitate effective contact tracing/notifications. ● Once testing is readily available, test all suspected infections or exposures. ● Following testing, contact local health department to initiate appropriate care and tracing.

***Daily symptom assessments should include monitoring for fever, cough, and trouble breathing.*

**These recommendations were compiled by the LEAP based on guidance from the CDC, the U.S. Food and Drug Administration (FDA), Nevada OSHA, and other relevant agencies for the industry and public health officials, including state licensing boards. The information provided is only intended as general information to the public. Following these guidelines does not constitute, and is not a substitute for, compliance with all laws and regulations applicable at any particular time. Individuals and businesses are responsible to ensure that they comply with all laws and regulations that apply to them, including, but not limited to, federal and state health and safety requirements. Additionally, compliance with these regulations does not ensure against the spread of infections from COVID-19 or any other cause.*

NEVADA HEALTH RESPONSE

Prepared by the Local Empowerment Advisory Panel (LEAP)

Roadmap to Recovery for Nevada

Bowling Alleys



	Mandatory*	Recommended Best Practices*
Employees & Guests	● Ensure minimum 6 feet between people, if not possible, install barriers. ● Employees must perform daily self-symptom assessment.** ● Require employees to stay home if symptomatic. ● Require regular handwashing. ● Stagger or limit arrivals of employees and guests. ● Personnel should work from home if possible. ● Face coverings are required for employees.	●Face coverings are recommended for guests. ● Provide stipend to employees for private transportation. ● Train staff on new operation plan.
Shift Pattern	● Daily disinfection of desks and workstations. ● Change shift patterns (e.g. fewer shifts). ● Stagger lunch and break times.	●Split into sub-teams, limit contact across sub-teams.
Physical Spaces	● Ensure minimum 6 feet between people, adjust floor plan for tables or booths. ● Daily deep disinfection of high contact surfaces (e.g. door handles, light switches, seats, railings, cabinetry handles, light switches, seats, railings, cabinetry handles, appliance handles, toilets, countertops, phones, tablets, etc.). ● Regulate max number of people in alley spaces keeping at least 2 empty rows between guest. ● Alternate rows between customers. ● Utilize remote ticketing.	●Close cafeteria and gathering spaces if possible or conduct regular cleanings. ●Daily deep disinfection of entire facility. ● Maintain informational signs regarding symptoms, social distancing, and face coverings. ● Disinfect seating area after guest has finished their series of games. ● Disinfect house bowling balls after use by a guest. ● Consider requiring reservations.
Spectator Seating, High Traffic, & Congested Areas	● Organizers should screen all spectators regarding travel history, contact with individuals who may have tested positive for COVID-19, and presence of any signs or symptoms consistent with COVID-19. ● Organizers must limit occupancy of grandstands/seating to 50% occupancy and spectators may sit in groups of no larger than 50 persons. Social distancing is required between groups of spectators. ● Organizers must remind spectators on the importance of wearing face masks covering both the nose and the mouth. Organizers may require all spectators to wear face masks in the facility. ● Provide sanitizing stations.	

***Daily symptom assessments should include monitoring for fever, cough, and trouble breathing.*

	Mandatory*	Recommended Best Practices*
Spectator Seating, High Traffic, & Congested Areas	● In highly congested areas, try to provide 6 feet markings to follow social distancing recommendations. ● Place signage around spectator seating and highly congested areas regarding safe distancing. ● Organizers should disinfect spectator seating and heavily congested areas after each event.	
Signage	● Post signage that displays all applicable federal, state and local regulations, requirements and orders, as well as WHO recommendations and CDC guidelines as they relate to mass gatherings and sporting events in effect at the facility. ● Post signage identifying 6-foot social distancing for spectators waiting to enter the facility. ● Post signage at all entrances to the facility which identifies the symptoms of COVID-19 and states the following: ● To protect others from possible transmission of the virus, anyone who exhibits COVID-19 symptoms or has been in contact with someone who has tested positive for COVID-19 within the last two weeks, cannot enter the facility. These individuals are encouraged to contact their health care provider immediately for further medical advice and must obtain documented clearance from their health care provider before entering the facility. Participants must assume responsibility for themselves and their own staff. Posters with Symptoms of Coronavirus Disease are placed throughout the property. ● Post signage throughout the facility which includes recommendations about good hygiene along with informing participants and others about ways to reduce the risk of COVID-19 transmission. Posters need to meet the CDC guidelines – Stop the Spread of Germs	
Confirmed Cases	●Immediately isolate and seek medical care for any individual who develops symptoms while at work ● Contact the local health district about suspected cases or exposures ● Shutdown any facility for deep cleaning and disinfection, if possible. ● Use disinfectants outlined on EPA List N.	● Work with local health department to identify potentially infected or exposed individuals to help facilitate effective contact tracing/notifications ● Once testing is readily available, test all suspected infections or exposures ● Following testing, contact local health department to initiate appropriate care and tracing

**These recommendations were compiled by the LEAP based on guidance from the CDC, the U.S. Food and Drug Administration (FDA), Nevada OSHA, and other relevant agencies for the industry and public health officials, including state licensing boards. The information provided is only intended as general information to the public. Following these guidelines does not constitute, and is not a substitute for, compliance with all laws and regulations applicable at any particular time. Individuals and businesses are responsible to ensure that they comply with all laws and regulations that apply to them, including, but not limited to, federal and state health and safety requirements. Additionally, compliance with these regulations does not ensure against the spread of infections from COVID-19 or any other cause.*

NEVADA HEALTH RESPONSE

Prepared by the Local Empowerment Advisory Panel (LEAP)

Roadmap to Recovery for Nevada

Summer Camps- Day and Residential

	Mandatory*	Recommended Best Practices*
Preparation	● Designate at least 1 qualified person from the medical or administrative staff who can act as the primary contact for campers, parents/legal guardians, and staff. ● Prepare and distribute policy guidelines allowing staff to familiarize themselves with the material. ● Prepare and distribute documentation to parents/legal guardians of campers to explain rules and guidelines for campers to follow during their time at camp. ● Ascertain which staff members are at a higher risk for complications related to COVID-19. Work with camp administration and camp health staff to determine if these staff members should not work as counselors or have prolonged direct contact with campers. Identify alternative job duties for these staff members, if warranted. ● Identify which campers are at higher risk for complications related to COVID-19 and encourage and support them in taking additional precautionary measures, including consultation with their healthcare provider. ● Provide campers personal storage space for their personal belongings. ● Consult industry standards and best practices for the different areas and activities of summer camps. Stay up-to-date with the latest guidance from the CDC, state, and local health authorities.	● Designate a team consisting of both medical and administrative staff responsible for answering questions and concerns from campers, parents/legal guardians, and staff. ● Offer pre-screening before campers and staff head to camp. This will give insight into each individual's health status prior to arrival. ● Inform relevant local public health authorities of planned camp operations schedule. ● Post informational signs regarding social distancing, facial coverings, and what to do if symptomatic. ● Maintain flexible leave policies for staff. ● Communicate strategies for administrative staff to telework from home if possible. ● Consult industry best practices regarding HVAC systems. Make any necessary adjustments. ● Keep the same staff members assigned to a cabin throughout the program. Do not rotate staff between cabins. ● Maintain the roster of cabin-members throughout the program. Do not rotate campers between cabins. ● Provide hand sanitizer stations.
During Camp	● Encourage social distancing (6 feet). Increase spacing and small groups. Limit mixing between groups to encourage social distancing. ● Provide PPE when it is applicable (e.g. food service, janitorial staff). ● Counselors should wear face masks when interacting with others closer than 6 feet for extended periods (e.g. greater than 15 minutes). ● Counselors should wear gloves when handling any incoming belongings or equipment prior to disinfection. ● Consider implementing staggered scheduling, arrival and drop-off, if feasible. ● Hold small group trainings and demonstrations on behaviors and precautions campers should abide by to prevent the spread of COVID-19. ● Employers must perform daily symptom assessment of employees.**	● Provide hand sanitizer stations. ● Take temperatures of employees daily and/or ask screening questions for COVID-19. ● Encourage employees to disinfect their equipment, if applicable, regularly. ● Create a staggered bathing schedule and limit the number of people using the facilities at one time. ● Create physical barriers between sleepers using curtains, sheets, etc. ● If possible, limit the amount of available media focused on the COVID-19 pandemic. ● Post informational signs regarding social distancing, facial coverings, and what to do if symptomatic.

	Mandatory*	Recommended Best Practices*
During Camp	● Require employees and campers to stay home if symptomatic. ● Require frequent and thorough hand washing, including providing more areas for hand washing. If soap and running water are not immediately available, provide alcohol-based hand sanitizer. ● Regularly disinfect all high touch surfaces. ● Daily deep disinfection of high contact surfaces (e.g. door handles, light switches, seats, railings, cabinetry handles, appliance handles, toilets, countertops, phones, tables, etc.). Establish a regular cleaning schedule. ● Do not use communal water fountains. ● Cabins should be cleaned routinely. ● Avoid sharing common bathroom supplies. Instruct campers to bring their own bathroom supplies and a container for toiletries. ● If possible, create at least 6 feet of space between beds. If utilizing head-to-toe orientation, 4 feet of space between beds is acceptable. ● Swimming pools and play areas should be properly cleaned and disinfected. ● Personal flotation devices should be cleaned and disinfected after each use. ● Consult industry standards and best practices for the different areas and activities of summer camps. ● Alert local health officials on unusually high camper absenteeism rates. ● Provide only honest and accurate information. Correct any false information that campers may have heard. ● If the decision to dismiss or end camp early is made, communicate those plans. ● Use disinfectants outlined on EPA List N.	● Staff members and campers should wear cloth face coverings during activities indoors when physical distancing is not maintained. ● Be aware of workers' concerns about pay, leave, safety, health, and other issues related to COVID-19. ● Ensure all staff have been trained to correctly don, doff, maintain, and dispose of PPE and face masks. ● Regularly share camper absenteeism data with local health officials if requested. ● Keep parents/legal guardians up-to-date on COVID-19 as it relates to the camp. Send parents/legal guardians regular newsletters or communications regarding the prevention efforts. If necessary, report the number of suspected and confirmed cases (if any), as well as the camp's responses. ● Keep up with CDC and health-based organizations information regarding COVID-19 in relation to waterfront activities and requirements. ● Designate certain equipment (e.g. lifejackets, craft supplies) to individuals for the duration of camp, to decrease the quantity of shared items. ● Require performing arts activities to be limited to the same groups and instructors for a given group. ● Assign seats to diners for the duration of camp. ● Discontinue use of condiment dispensers. Offer condiment packets or small containers. ● Discontinue the use of beverage dispensers. ● Consult industry standards and best practices for the different areas and activities of summer camps.
Confirmed Cases	● Immediately isolate and seek medical care for any individual who develops symptoms while at work and follow CDC guidelines. ● Contact the local health district about suspected cases or exposures and employers should maintain the confidentiality of employee health information. Refer to the camp's Communicable Disease Plan (CDP) or applicable childcare standards. ● Shutdown any facility for deep cleaning and disinfection, if possible. ● Use disinfectants outlined on EPA List N.	● Work with local health department to identify potentially infected or exposed individuals to help facilitate effective contact tracing/notifications. ● Once testing is readily available, test all suspected infections or exposures. ● Following testing, contact local health department to initiate appropriate care and tracing. ● Keep parents/legal guardians up-to-date on COVID-19 as it relates to the camp. Send parents/legal guardians regular newsletters or communications regarding the prevention efforts. If necessary, report the number of suspected and confirmed cases (if any), as well as the camp's responses. ● If the decision to dismiss or end camp early is made, communicate those plans. ● Consult industry standards and best practices for the different areas and activities of summer camps.

***Daily symptom assessments should include monitoring for fever, cough, and trouble breathing.*

**These recommendations were compiled by the LEAP based on guidance from the CDC, the U.S. Food and Drug Administration (FDA), Nevada OSHA, and other relevant agencies for the industry and public health officials, including state licensing boards. The information provided is only intended as general information to the public. Following these guidelines does not constitute, and is not a substitute for, compliance with all laws and regulations applicable at any particular time. Individuals and businesses are responsible to ensure that they comply with all laws and regulations that apply to them, including, but not limited to, federal and state health and safety requirements. Additionally, compliance with these regulations does not ensure against the spread of infections from COVID-19 or any other cause.*

Roadmap to Recovery for Nevada

Closed Events



Executive Summary

On March 12, 2020, Governor Steve Sisolak issued the Declaration of Emergency for COVID-19 pursuant to the emergency powers conferred upon the Governor of Nevada by chapter 414 of NRS.

The purpose of these policies and procedures is to notify event operators of Nevada's operational requirements to minimize the risk of exposure to COVID-19. During the state of emergency, certain events may be conducted without live spectators or guests for the purpose of broadcast or streaming. For purposes of these policies and procedures, the term "Event" means any live event that is traditionally held before an in-person audience. The term includes, without limitation, sporting events, concerts, entertainment shows, and non-sporting competitions.

These policies and procedures constitute the minimum requirements that should be followed by Event Operators. For purposes of these policies and procedures, the term "Event Operators" shall include, without limitation, the producer and sponsor of the event, any governing or sanctioning body with jurisdiction over the event or its participants, the owner and operator of the venue in which the event will be held, any third-party contractor involved in the presentation of the event, any other party involved in the presentation of the event, and any agent or employee of those entities or persons. These policies and procedures shall be adhered to under the combined effort of the Event Operators.

To hold an Event while these policies and procedures are in effect, an Event Operator shall submit an Operation Plan to the appropriate state or local authority with jurisdiction over the Event. The Operation Plan shall provide, in detail, the plans the Event Operators will follow to comply with the requirements of these policies and procedures. Such Operation Plan shall be submitted to the appropriate state or local authority at least [X] days prior to the planned date of the Event to allow for adequate review of the Operation Plan. An Event shall not take place unless the Operation Plan is approved by the appropriate state or local authority.

These policies and procedures are intended to serve as the general policy of the State of Nevada. An entity with jurisdiction over a particular Event or type of Event may implement and enforce equal or more stringent requirements.

These procedures and policies shall be effective until further notice.

Section I: Closed System Operations

A. Closed System

In addition to adherence to all Federal, state, and local regulations and guidelines concerning COVID-19 mitigation, including those promulgated under the Governor's March 12, 2020 Declaration of Emergency, Events may only proceed while utilizing a closed system of operations. The core principle of a closed system is to minimize the chance of transmission of COVID-19.

The term "closed system" should be construed to encompass the entire network of operations through which the Event is produced. It is not limited to the main event(s) being operated or performed for broadcast or streaming, but includes, without limitation, personnel management, all facilities utilized (*e.g.*, event venue, lodging, staging areas, training/practice facilities, rest areas, etc.), and transportation.

Key components of a closed system include, but are not limited to, prohibiting the general public from having access, limiting access to specified personnel, controlled points of ingress/egress, policies and procedures for introducing personnel into the closed system, provision of medical testing, control and monitoring of the utilized facilities to ensure adherence to social distancing standards, organization and layout of event space to ensure social distancing standards, sanitation procedures, and policies and procedures to ensure limited compromise of the closed network in the event of a positive COVID-19 test.

Operation Plans should be written with the core goal of explaining the policies and procedures Event Operators are implementing to ensure a closed system for the duration of the event.

B. Facilities

Event Operators must ensure that the closed system is structured to account for all facilities being used in the production of the event. Operation Plans must provide details on all facilities being utilized, and relevant policies and procedures for maintaining integrity of the closed system across facilities. This includes, but is not limited to:

- *Event Venue*

Information on the venue where the main event intended for broadcasting/streaming is being hosted, and ancillary facilities (staging rooms, locker rooms, green rooms, production/media rooms, and other "back-of-house" facilities being used to facilitate production of the event).

- *Lodging*

Information on lodging/housing accommodations being utilized, including e.g. details on the number and distribution of personnel among housing.

- *Training/Practice Facilities*

Information on any facilities being utilized for training or practice. Event Operators should note whether equipment used at a training/practice facility (sporting equipment, musical instruments, etc.) will also be used in the main event and note how equipment will be moved about the closed system to ensure integrity of the system.

Operating Plans must include a floor plan or diagram of the event venue (and back-of-house facilities being used). Floor plans should include sufficient labeling and notation. This includes, without limitation, marking the placement of personnel to indicate adherence to social distancing, labeling of areas by function, marking points of ingress/egress to the closed system, and noting movement flow of personnel.

Floor plans of lodging and training/practices facilities are not required as part of the Operating Plan.

C. Personnel

An essential component of maintaining the integrity of a closed system is controlled access, movement, and function of ALL personnel involved in event operations. "Personnel" includes, without limitation, production staff, security personnel, cleaning staff, medical staff, event participants (athletes, performers), participants' support staff, officiants, regulatory agents or other state or local government officials, and any other individuals introduced into the closed system.

Operation Plans must include details on personnel including, but not limited to, number of personnel, title/function of personnel to the production, responsibility for personnel (*i.e.*, details on principal/agent relationship an individual is operating under--is the individual an agent of the venue operator, a professional sports sanctioning organization, event production company, etc.), details on any internal system being used to group/designate personnel and the privileges afforded to those groups (Example: what access to specific parts of the venue are granted to personnel falling within a certain group, expected interaction between personnel, etc.). Personnel should likewise be visually identifiable through a credential marker such as a badge or uniform.

Prior to entering the closed system, all personnel should be provided information on the importance of safe measures to mitigate the spread of virus infection utilizing recommendations from the CDC. Operation Plans should include a copy of the education being provided and details on how such information is being disseminated to personnel.

In recognition of Governor Sisolak's March 31, 2020 travel advisory for the State of Nevada, all personnel traveling into Nevada should limit, to the greatest extent possible, interaction with the Nevada public. Personnel should treat the closed system as a large-scale quarantine, and should make arrangements for the procurement of required goods and services from outside of the closed system that limits interaction with the Nevada public (example: delivery of goods rather than traveling to a retail location for pickup, or alternatively having designated personnel local to Nevada to handle pickup).

Maintaining social distancing is a key component to the closed system. However, the nature of some events, particularly contact sports, may involve prolonged interaction between personnel within 6 feet of one another. Operation Plans should note where such anticipated close-quarters interactions are anticipated to occur in the normal course of the event.

Facial coverings are required for all personnel.

D. Sanitation of Closed System

Event Operators must ensure a sufficient number of dedicated sanitation staff within the closed system trained in COVID-19 cleaning and disinfection protocols as recommended by the CDC https://www.cdc.gov/coronavirus/2019-ncov/community/disinfecting-building-facility.html.

Operating Plans must provide an overview of sanitation procedures that will be implemented prior to, and through the course of, the event. Details should include procedures for sanitation of locations/facilities, equipment, and means of transportation. Plans must also detail sanitation procedures for parts of the closed system that present a higher risk of exposure to infection, specifically facilities and equipment where medical testing is performed and any facilities where personnel are quarantined while awaiting the results of testing. Sanitation procedures should also provide specific procedures for disposal of medical waste.

Section II: Health & Safety

A. Closed System Screenings

A key step in preventing compromise of the closed system is a controlled process for introduction of personnel into the system. Event Organizers should have detailed policies and procedures in place for admitting personnel, including, but not limited to, temperature screenings (maximum 100.4°F), a questionnaire assessing recent activity by the individual, COVID-19 testing, and intermediary quarantine between testing and results.

Information to be ascertained prior to entry into the closed system includes, but is not limited to:

- What, if any, travel has the individual made in the past 2-weeks, particularly to or from an area that is considered high risk or includes a government mandated quarantine.

- Whether the individual has come into contact with a person confirmed, or suspected to be, infected with COVID-19, and if so, when.
- Whether the individual, in the past two weeks, has experienced any symptoms associated with COVID-19, including:
    - Coughing
    - Shortness of breath or difficulty breathing
    - Fever
    - Chills
    - Muscle pain
    - Sore throat
    - New loss of taste of smell
    - Nausea
    - Vomiting
    - Diarrhea

Operating Plans should detail what personnel will be responsible for administering the questionnaire, including who will be assessing the answers and making a determination as to whether the questioned individual may enter the closed system. Questionnaires must be reviewed by a professional medical consultant.

B. COVID-19 Testing

All personnel must be subjected to both viral and antibody testing. Event Operators must provide for testing in a facility/setting that offers sufficient continuity into the closed system so as to minimize risk of personnel exposure between testing and entrance into the closed system. Event Operators should consult with appropriate health officials regarding test frequency--due to limitations on detecting COVID-19 very early in an infected individual through viral testing, Event Operators may need to conduct multiple rounds of viral testing dependent on the duration of the event. Event Operators should also be educated in the basics of COVID-19 testing as explained on the CDC's Testing information webpage, as well as the CDC's guidance on INTERPRETING COVID-19 TEST RESULTS. Testing should be overseen by a trained medical professional.

Viral testing--testing that is used to determine if an individual currently has a COVID-19 infection through samples from an individual's respiratory system--must be administered by nasal swab or saliva collection. Event Operators must coordinate for delivery and testing of samples to a laboratory conducting FDA testing or other viral testing resources provided by state health officials. Collecting and handling of viral tests should be done in accordance with CDC interim guidelines.

Antibody testing--testing that is used to determine if an individual has been previously infected with COVID-19 through blood analysis--must likewise be administered by a trained medical professional.

Operation Plans must detail policies and procedures for the administration of tests, including, without limitation, identifying medical personnel that will be responsible for administration of testing, agreements with state and local health officials regarding testing, and quarantining procedures for personnel while awaiting test results.

C. Positive Test Results

Any personnel testing positive for COVID-19 will be required to seek immediate primary care, and enter isolation in accordance with local, state, and CDC guidance. Event Operators must have policies and procedures in place, consistent with CDC guidance on Quarantine and Isolation, to provide resources for personnel traveling from out-of-state in the event they must enter isolation.

Any personnel that have had close contact with personnel testing positive for COVID-19 will be required to enter into quarantine for 14 days in accordance with local, state, and CDC recommendations on Quarantine measures. Event Operators must have policies and procedures in place, to provide resources for personnel traveling from out-of-state in the event they must enter quarantine. Such policies and procedures must be specified in the Operation Plan for the Event.

Operation Plans should detail the policies and procedures in place for personnel that must enter isolation or quarantine. These policies and procedures must include, at minimum, provision of housing for isolated/quarantined individuals, and a plan for administering healthcare treatment to infected individuals in consultation with healthcare experts.

D. Contact Tracing

Information must be held on file for all personnel sufficient to conduct contact tracing in the event of a positive test. Operation Plans must detail procedures for contact tracing, including, but not limited to, which personnel will be responsible for coordinating contact tracing operations with the state and local health authorities. Contact tracing must be conducted in accordance with CDC principles as outlined at Contact Tracing : Part of a Multipronged Approach to Fight the COVID-19 Pandemic.

E. Social Distancing

A core principle of operating an event in a closed system is facilitating an environment promoting social distancing by personnel. As identified by the CDC, the key tenets of social distancing are maintaining a minimum distance of 6 feet between individuals, avoid gathering in groups, and avoid crowded places/mass gatherings.

Event Operators must consider all applicable Federal, state, and local social distancing guidelines, including those addressing limits on the size of public gatherings, across all aspects of the event, including, without limit, the stationing/placement of personnel (example: spacing of recording equipment, spacing of musicians in a concert, etc.), the movement and flow of personnel in performance of their duties, the grouping of personnel in staging and waiting areas, the transportation of personnel, the lodging or housing arrangements for personnel, and any extended one-on-one interactions between personnel (example: post-game interview of an athlete).

Operation Plans must detail policies and procedures that are designed, to the maximum extent reasonably possible, to adhere to social distancing.

F. Personal Protective Equipment

All personnel must utilize personal protective equipment ("PPE") at all times during the Event. Operation Plans must detail who will be responsible for the procurement and distribution of PPE, what PPE will be utilized by personnel (at minimum, Cloth Face Coverings), and what education/instruction will be provided on the proper use of PPE. Cleaning staff must also wear gloves. State and local health authorities should also be consulted with regards to appropriate PPE for medical personnel, such as those conducting COVID-19 testing.

Due to the nature of some events, there may be periods where it is impractical for those participating to wear PPE. Operation Plans should note where such instances will be anticipated to occur in the normal course of the event.

**These recommendations were compiled by the LEAP based on guidance from the CDC, the U.S. Food and Drug Administration (FDA), Nevada OSHA, and other relevant agencies for the industry and public health officials, including state licensing boards. The information provided is only intended as general information to the public. Following these guidelines does not constitute, and is not a substitute for, compliance with all laws and regulations applicable at any particular time. Individuals and businesses are responsible to ensure that they comply with all laws and regulations that apply to them, including, but not limited to, federal and state health and safety requirements. Additionally, compliance with these regulations does not ensure against the spread of infections from COVID-19 or any other cause.*

NEVADA HEALTH RESPONSE

Prepared by the Local Empowerment Advisory Panel (LEAP)

Roadmap to Recovery for Nevada

Farmer's Markets

	Mandatory*	Recommended Best Practices*
Employees and Guests	● Screen all producers and employees for COVID-19 upon arrival to the market. ● Wash hands with soap and water for 20 seconds prior to starting their shift, after each customer and as necessary as hands become contaminated. ● Require all producers, vendors, and employees to wear face coverings. Gloves for food employees should only be used after an approved hand washing step. ● Disinfect all surfaces that are used for transactions: card readers, tabletops, and everything that may have been touched after each customer. ● Suspend all sampling of produce/food. ● Cancel all entertainment that will result in gathering of crowds of 10 or more people less than 6 feet apart. ● All produce must be pre-bagged.	● Face coverings strongly recommended for guests. ● Take clients temperature. Anything over 100.4 degrees Fahrenheit, refuse service. ● Touchless payment methods (e.g. utilizing mobile phone payment).
Shift Pattern	● Increase or decrease operating hours as necessary to avoid crowding and provide for 6 feet social distancing. ● Establish maximum capacity (50% of fire code).	● Consider extending the afternoon hours for the Farmer's Market.
Physical Spaces	● Post a sign at entry to Farmer's Market prohibiting entry for ill individuals. ● Provide vendor spaces that allow for separation and social distancing a minimum of 6 feet apart. ● Provide hand sanitizing station at the entry to the Farmer's Market. ● Disinfect all high touch areas, including light switches, door handles, sinks, sink handles, and countertops regularly. ● Suspend all sales events and parties until 6 feet social distancing guidelines are listed by the Governor.	● Use floor markings to show 6 feet distance for employees and clients. ● Provide hand sanitizer stations in conspicuous locations- every 50 feet of Farmer's Market space.
Confirmed Cases	● Immediately isolate and seek medical care for any individual who develops symptoms while at the event and follow CDC guidelines. ● Contact the local health district about suspected cases or exposures and employers should maintain the confidentiality of employee health information. ● Shutdown any facility for deep cleaning and disinfection, if possible. ● Use disinfectants outlined on EPA List N.	● Work with local health department to identify potentially infected or exposed individuals to help facilitate effective contact tracing/notifications. ● Once testing is readily available, test all suspected infections or exposures. ● Following testing, contact local health department to initiate appropriate care and tracing.

**These recommendations were compiled by the LEAP based on guidance from the CDC, the U.S. Food and Drug Administration (FDA), Nevada OSHA, and other relevant agencies for the industry and public health officials, including state licensing boards. The information provided is only intended as general information to the public. Following these guidelines does not constitute, and is not a substitute for, compliance with all laws and regulations applicable at any particular time. Individuals and businesses are responsible to ensure that they comply with all laws and regulations that apply to them, including, but not limited to, federal and state health and safety requirements. Additionally, compliance with these regulations does not ensure against the spread of infections from COVID-19 or any other cause.*

NEVADA HEALTH RESPONSE

Prepared by the Local Empowerment Advisory Panel (LEAP)

Roadmap to Recovery for Nevada

Boutique Gyms, Dance Instruction Studios, and Personal Fitness Studios



Facilities

Mandatory*

Spacing, Capacity, Numbers

- Limit capacity (employees and members/clients) based on available space and ability to social distance with 6 feet between members/clients, except in facilities where instructor/student must be in close proximity (e.g. dance instruction, swimming, personal training, etc.).
- Set facility up for social distancing by spacing equipment to provide a 6-foot radius (as measured from the center of the main operation of the specific piece of equipment) or by disabling equipment (bike, treadmill, elliptical, etc.) to provide a 6-foot radius.
- For class settings, set up work areas before arrival of students, allowing at least a 6-foot radius around users.
- Reinforce spacing through training with employees, and reinforcement with members/clients.
- Remove excess seating throughout the facility to discourage lingering.
- Reduce class sizes, if necessary, to accommodate the required 6 feet of social distancing.
- Eliminate lost and founds.
- Establish log-in procedures for members/clients, and maintain that information for potential contact tracing.

Sanitization

- Hand washing or sanitization upon entry to facility.
- Use sanitizer products that meet the CDC guidelines.
- Have sanitizer available throughout the facility for employees and members/clients.
- Use a disinfectant on equipment between guest uses that has less than a 2 minute contact time.
- Provide cleaning products, disinfectants, and disinfecting wipes on EPA List N for disinfecting equipment before and after use by clients.
- Deep cleaning after hours or during low-use times for 24-hour facilities.

Signage

- In entry, post signs requiring social distancing and recommending face coverings.
- Post reminder signage for hand-washing, sanitization of equipment, distancing, etc.

Recommended Best Practices*

Spacing, Capacity, Numbers

- When applicable, set aside specific hours for vulnerable populations.
- Provide space at entrance or in lobby area to allow spacing for coat racks and when used, kiosks for check-ins.

Sanitization

- If possible, provide foot pedals to open doors, or prop doors open to avoid contact.

Signage

- Post sign with COVID-19 screening questions.
- Post directional signage to encourage separation of entrances and exits.

Air Circulation

- Limit use of fans.
  - If fan use is necessary, place fans to blow away from members/clients.
- Open exterior doors when possible.
- If available and owner has access, open fresh air handlers.

***Daily symptom assessments should include monitoring for fever, cough, and trouble breathing.*

	Mandatory*	Recommended Best Practices*
Locker Rooms/ Public Restrooms	● Disable, or mark lockers as needed to ensure accessible lockers are spaced every 6 feet. ● Remove any casual seating other than benches by lockers as necessary. ● Clean and disinfect public areas and restrooms every 4 hours using EPA-registered disinfectants, particularly on high-touch surfaces such as faucets, toilets, doorknobs and light switches. ● If independent showers are available and used, they must be attended and sanitized between each use. ● Disable or close-off communal style showers except for rinsing before and after any pool activity. ● Make sure supplies for handwashing, including soap and materials for drying hands are fully stocked every time the bathroom is cleaned. ● Disable or close-off steam rooms and saunas. ● If towels are provided, they are to be stored in covered, sanitized containers that are clearly delineated clean versus soiled. Appropriate temperatures are to be used when washing and drying towels to ensure sanitation (hot water for washing, ensure they are completely dried). Employees handling towels must wear gloves and face covering. ● Restroom facilities should limit the number of users at any one time based on the facility size current social distancing guidelines. These facilities should be cleaned/ sanitized per CDC recommended protocol along with established restroom cleaning schedules.	● Discourage use of locker rooms- encourage members/clients to arrive dressed for a workout and clean up at home.
Employees	● Provide instruction/education on COVID-19 prevention. ● Encourage employees to take their temperature and perform a self-assessment and not report to work if they are ill or exhibiting symptoms of COVID-19.** ● Businesses must require all employees to wear facial coverings, except for one of the following reasons: ● Facial coverings in the work setting are prohibited by law or regulation ● Facial coverings are in violation of documented industry standards ● Facial coverings are not advisable for health reasons a● Facial coverings are in violation of the business' documented safety policies ● Facial coverings are not required when the employee works alone in an assigned work area ● There is a functional (practical) reason for an employee not to wear a facial covering in the workplace. *(Businesses must provide written justification, upon request, explaining why an employee is not required to wear a facial covering in the workplace. At minimum, facia coverings (masks) should be cloth/fabric and cover an individual's nose, mouth, and chin.)* ● Maintain at least 6 feet from other employees and members/clients unless instruction makes it impractical.	● Screen for temperature, history, exposure in accordance with CDC recommendations every work period (if symptomatic for illness, do not allow to work).** ● Stagger shifts, breaks, and lunches to avoid mass entry/exit. ● Wear gloves when appropriate and possible. Dispose of gloves between interactions with members/clients.

***Daily symptom assessments should include monitoring for fever, cough, and trouble breathing.*

	Mandatory*	Recommended Best Practices*
Members/ Clients	● Check-in upon arrival at facility. ● Members/clients must conduct self-assessment and not enter a facility if they are exhibiting symptoms or have been exposed to COVID-19.** ● When participating in class training, do not arrive more than 10 minutes prior to class. ● Maintain 6-foot social distancing, except when instruction requires close interaction with instructor/ coach. ● Partners exercising together and sharing equipment must maintain group segmentation from others exercising. ● At child-centric training/instruction, limit parents/ guardians to one individual.	● Provide option to screen for temperature, history, and exposure. ● Wear face coverings based on activity. ● Provide training/instruction by appointment. ● Encourage members/clients to bring their own mats, bands, and/or equipment, when appropriate. ● In martial arts training, consider elimination of drills done with a partner. ● At child-centric training/instruction, request parent/guardian wait in parking lot.
Indoor Sports	● Social distancing of 6 feet will be adhered to unless drills and personal instruction require less separation. ● Members/Clients will use their own balls/racquets/ paddles/equipment. ● If balls are passed, they must be disinfected after the training session. ● See other guidance documents for game play and contact competition sports.	
Pools	● Follow COVID-19 protocols as established by the state for local pools and aquatic centers.	
Restaurants/ Smoothie Bars/ Vending/ Drink Stations	● Follow COVID-19 protocols as established by the state for restaurants. ● Remove or disable water fountains, but allow bottle filling stations, if they are no-touch stations. If the station requires pushing a button or lever, or pushing the bottle against the dispenser, they must be disabled or sanitized after each use.	● Encourage members/clients to bring their own water bottles. ● Limit or eliminate grab- and go stations/vending machines. If vending machines are available, they must be sanitized after each use.
Child Care	● Follow COVID-19 protocols as established by the state for child-care facilities.	
Confirmed Cases	● Immediately isolate and seek medical care for any individual who develops symptoms while at work and follow CDC guidelines. ● Contact the local health district about suspected cases or exposures and employers should maintain the confidentiality of employee health information. ● Shutdown any facility for deep cleaning and disinfection, if possible. ● Use disinfectants outlined on EPA List N.	● Work with local health department to identify potentially infected or exposed individuals to help facilitate effective contact tracing/notifications. ● Once testing is readily available, test all suspected infections or exposures. ● Following testing, contact local health department to initiate appropriate care and tracing.

***Daily symptom assessments should include monitoring for fever, cough, and trouble breathing.*

**These recommendations were compiled by the LEAP based on guidance from the CDC, the U.S. Food and Drug Administration (FDA), Nevada OSHA, and other relevant agencies for the industry and public health officials, including state licensing boards. The information provided is only intended as general information to the public. Following these guidelines does not constitute, and is not a substitute for, compliance with all laws and regulations applicable at any particular time. Individuals and businesses are responsible to ensure that they comply with all laws and regulations that apply to them, including, but not limited to, federal and state health and safety requirements. Additionally, compliance with these regulations does not ensure against the spread of infections from COVID-19 or any other cause.*

NEVADA HEALTH RESPONSE

Prepared by the Local Empowerment Advisory Panel (LEAP)

Roadmap to Recovery for Nevada

Fitness Facilities

Mandatory*

Facility Guidelines

- All clubs will limit access to members providing appropriate space for social distancing while in facilities.
- Access to exercise equipment will be regulated to ensure that proper distancing can be maintained within the clubs. Any equipment, in proximity, that does not allow for 6 feet of distancing will be designated inoperable/turned off.
- Contact sports such as basketball, volleyball, wrestling, and boxing are not permitted.
- Group fitness class participation will be limited to allow for 6 feet of spacing between members.
- Playroom areas will remain closed until local authorities deem playroom areas can be safely reopened. Upon reopening, those areas will follow best practices as determined by the local health district and business licensing department.
- Post informational signs regarding social distancing, facial coverings and what to do if symptomatic.
- Facilities and equipment will be cleaned with hospital grade chemicals outlined on EPA List N and CDC recommended on a frequent basis of no less than 1 time per shift. Following the directions on the label including contact time.
- Employees must perform daily self-symptom assessment.**
- Close employee break rooms until further notice.
- Close locker rooms until further notice.
- Daily deep disinfection of high contact surfaces (e.g. door handles, light switches, seats, railings, cabinetry handles, appliance handles, toilets, countertops, phones, tables, etc.).

Member Guidelines

- Any member/guest who is experiencing COVID-19 symptoms or has been in close contact with friends or family members who have been diagnosed with COVID-19 or is in a higher-risk category will be encouraged to remain at home.
- Members are recommended to wear a mask/face covering while exercising in the club to significantly reduce the potential for any airborne transmission.
- Members will be required to maintain strict social distancing guidelines while in the facility.
- Members will be encouraged to wash hands frequently. Disinfectants will be provided to allow members to wipe down equipment before and after use. Disinfectants will be listed on EPA List N and will have a contact time of 2 minutes or less.
- Hand sanitizer stations will be available throughout the facilities.
- Close all water fountains and require members to bring their own water. Alternatively, touch-less water dispensers can used.

Employee Guidelines

- Employer provided face masks will be mandatory for all staff.
- Any employee who is experiencing COVID-19 symptoms or has been in close contact with friends or family members who have been diagnosed with COVID-19 or is in a higher-risk category should notify their supervisor and remain home. Sick employees should follow CDC recommended steps which will be posted for all employees.
- Employees must perform daily self-symptom assessment.**
- Additional staffing will be dedicated to cleaning and disinfecting all areas of the club.
- Employees will disinfect all high touch points (including keyboards, telephones, handrails, and door handles) throughout all hours of operation.
- Require regular handwashing upon arrival, before meals and breaks, after using the restroom, blowing nose and before returning home.
- Employees will minimize face-to-face contact with other employees and work tasks that allow them to maintain a distance of 6 feet from other workers, customers, and visitors.
- Close employee break rooms until further notice.
- Close locker rooms until further notice.

***Daily symptom assessment should include monitoring for fever, cough, and trouble breathing.*

**These recommendations were compiled by the LEAP based on guidance from the CDC, the U.S. Food and Drug Administration (FDA), Nevada OSHA, and other relevant agencies for the industry and public health officials, including state licensing boards. The information provided is only intended as general information to the public. Following these guidelines does not constitute, and is not a substitute for, compliance with all laws and regulations applicable at any particular time. Individuals and businesses are responsible to ensure that they comply with all laws and regulations that apply to them, including, but not limited to, federal and state health and safety requirements. Additionally, compliance with these regulations does not ensure against the spread of infections from COVID-19 or any other cause.*

NEVADA HEALTH RESPONSE

Prepared by the Local Empowerment Advisory Panel (LEAP)

Roadmap to Recovery for Nevada

Large Gyms



Facilities

Mandatory*

Spacing, Capacity, Numbers

- Limit capacity to 50% of fire code (employees and members/clients) based on available space and ability to social distance with 6 feet between members/clients, except in facilities where instructor/student must be in close proximity (e.g. dance instruction, swimming, personal training, etc.).
- Set facility up for social distancing by spacing equipment to provide a 6-foot radius (as measured from the center of the main operation of the specific piece of equipment) or by disabling equipment (bike, treadmill, elliptical, etc.) to provide a 6-foot radius.
- For class settings, set up work areas before arrival of students, allowing at least a 6-foot radius around users.
- Reinforce spacing through training with employees, and reinforcement with members/clients.
- Remove excess seating throughout the facility to discourage lingering.
- Reduce class sizes, if necessary, to accommodate the required 6 feet of social distancing.
- Eliminate lost and founds.
- Establish log-in procedures for members/clients, and maintain that information for potential contact tracing.

Sanitization

- Hand washing or sanitization upon entry to facility.
- Use sanitizer products that meet the CDC guidelines.
- Have sanitizer available throughout the facility for employees and members/clients.
- Use a disinfectant on equipment between guest uses that has less than a 2 minute contact time.
- Provide cleaning products, disinfectants, and disinfecting wipes on EPA List N for disinfecting equipment before and after use by clients.
- Deep cleaning after hours or during low-use times for 24-hour facilities.

Signage

- In entry, post signs requiring social distancing and recommending face coverings.
- Post reminder signage for hand-washing, sanitization of equipment, distancing, etc.

Recommended Best Practices*

Spacing, Capacity, Numbers

- When applicable, set aside specific hours for vulnerable populations.
- Provide space at entrance or in lobby area to allow spacing for coat racks and when used, kiosks for check-ins.

Sanitization

- If possible, provide foot pedals to open doors, or prop doors open to avoid contact.

Signage

- Post sign with COVID-19 screening questions.
- Post directional signage to encourage separation of entrances and exits.

Air Circulation

- Limit use of fans.
  - If fan use is necessary, place fans to blow away from members/clients.
- Open exterior doors when possible.
- If available and owner has access, open fresh air handlers.

	Mandatory*	Recommended Best Practices*
Locker Rooms/ Public Restrooms	● Disable, or mark lockers as needed to ensure accessible lockers are spaced every 6 feet. ● Remove any casual seating other than benches by lockers as necessary. ● Clean and disinfect public areas and restrooms every 4 hours using EPA-registered disinfectants, particularly on high-touch surfaces such as faucets, toilets, doorknobs and light switches. ● If independent showers are available and used, they must be attended and sanitized between each use. ● Disable or close-off communal style showers except for rinsing before and after any pool activity. ● Make sure supplies for handwashing, including soap and materials for drying hands are fully stocked every time the bathroom is cleaned. ● Disable or close-off steam rooms and saunas. ● If towels are provided, they are to be stored in covered, sanitized containers that are clearly delineated clean versus soiled. Appropriate temperatures are to be used when washing and drying towels to ensure sanitation (hot water for washing, ensure they are completely dried). Employees handling towels must wear gloves and face covering. ● Restroom facilities should limit the number of users at any one time based on the facility size current social distancing guidelines. These facilities should be cleaned/ sanitized per CDC recommended protocol along with established restroom cleaning schedules.	● Discourage use of locker rooms- encourage members/clients to arrive dressed for a workout and clean up at home.
Employees	● Provide instruction/education on COVID-19 prevention. ● Encourage employees to take their temperature and perform a self-assessment and not report to work if they are ill or exhibiting symptoms of COVID-19.** ● Businesses must require all employees to wear facial coverings, except for one of the following reasons: ● Facial coverings in the work setting are prohibited by law or regulation ● Facial coverings are in violation of documented industry standards ● Facial coverings are not advisable for health reasons ● Facial coverings are in violation of the business' documented safety policies ● Facial coverings are not required when the employee works alone in an assigned work area ● There is a functional (practical) reason for an employee not to wear a facial covering in the workplace. *(Businesses must provide written justification, upon request, explaining why an employee is not required to wear a facial covering in the workplace. At minimum, facial coverings (masks) should be cloth/fabric and cover an individual's nose, mouth, and chin.)* ● Maintain at least 6 feet from other employees and members/clients unless instruction makes it impractical.	● Screen for temperature, history, exposure in accordance with CDC recommendations every work period (if symptomatic for illness, do not allow to work).** ● Stagger shifts, breaks, and lunches to avoid mass entry/exit. ● Wear gloves when appropriate and possible. Dispose of gloves between interactions with members/clients.

***Daily symptom assessments should include monitoring for fever, cough, and trouble breathing.*

	Mandatory*	Recommended Best Practices*
Members/ Clients	● Check-in upon arrival at facility. ● Members/clients must conduct self-assessment and not enter a facility if they are exhibiting symptoms or have been exposed to COVID-19.** ● When participating in class training, do not arrive more than 10 minutes prior to class. ● No socializing or extra-curricular activities. ● Maintain 6-foot social distancing, except when instruction requires close interaction with instructor/ coach. ● Partners exercising together and sharing equipment must maintain group segmentation from others exercising. ● At child-centric training/instruction, limit parents/ guardians to one individual.	● Provide option to screen for temperature, history, and exposure. ● Wear face coverings based on activity. ● Provide training/instruction by appointment. ● Encourage members/clients to bring their own mats, bands, and/or equipment, when appropriate. ● In martial arts training, consider elimination of drills done with a partner. ● At child-centric training/instruction, request parent/guardian wait in parking lot.
Indoor Sports	● Social distancing of 6 feet will be adhered to unless drills and personal instruction require less separation. ● Members/Clients will use their own balls/racquets/ paddles/equipment. ● If balls are passed, they must be disinfected after the training session. ● Contact sports such as basketball, volleyball, wrestling, and boxing are not permitted.	
Pools	● Follow COVID-19 protocols as established by the state for local pools and aquatic centers.	
Restaurants/ Smoothie Bars/ Vending/ Drink Stations	● Follow COVID-19 protocols as established by the state for restaurants. ● Remove or disable water fountains, but allow bottle filling stations, if they are no-touch stations. If the station requires pushing a button or lever, or pushing the bottle against the dispenser, they must be disabled or sanitized after each use.	● Encourage members/clients to bring their own water bottles. ● Limit or eliminate grab- and go stations/vending machines. If vending machines are available, they must be sanitized after each use.
Child Care	● Child care facilities must remain closed.	
Confirmed Cases	● Immediately isolate and seek medical care for any individual who develops symptoms while at work and follow CDC guidelines. ● Contact the local health district about suspected cases or exposures and employers should maintain the confidentiality of employee health information. ● Shutdown any facility for deep cleaning and disinfection, if possible. ● Use disinfectants outlined on EPA List N.	● Work with local health department to identify potentially infected or exposed individuals to help facilitate effective contact tracing/notifications. ● Once testing is readily available, test all suspected infections or exposures. ● Following testing, contact local health department to initiate appropriate care and tracing.

***Daily symptom assessments should include monitoring for fever, cough, and trouble breathing.*

**These recommendations were compiled by the LEAP based on guidance from the CDC, the U.S. Food and Drug Administration (FDA), Nevada OSHA, and other relevant agencies for the industry and public health officials, including state licensing boards. The information provided is only intended as general information to the public. Following these guidelines does not constitute, and is not a substitute for, compliance with all laws and regulations applicable at any particular time. Individuals and businesses are responsible to ensure that they comply with all laws and regulations that apply to them, including, but not limited to, federal and state health and safety requirements. Additionally, compliance with these regulations does not ensure against the spread of infections from COVID-19 or any other cause.*

NEVADA HEALTH RESPONSE

Prepared by the Local Empowerment Advisory Panel (LEAP)

Roadmap to Recovery for Nevada

Gatherings and Services of Community- and Faith-Based Organizations (CFBOs)

This is intended for administrators and leaders of CFBOs – congregations and places of worship (churches, synagogues, mosques, temples, etc.) and community organizations. This guidance is intended to help CFBOs prevent the transmission of COVID-19 within their facilities and communities. CFBOs need to be able to react quickly if there is a confirmed COVID-19 case among staff, volunteers, the people they serve, or visitors. CFBOs, working together with schools, businesses, healthcare systems and state and local health departments, have an important role in slowing the spread of diseases, especially among high risk populations. CFBOs often serve those who are most vulnerable, such as older people and those with serious underlying health conditions – like heart disease, lung disease, and diabetes – who are at higher risk of developing severe COVID-19 illness. This may include members and regular attendees or people they serve as well as persons from the broader community.

Services and Gatherings

Mandatory*	Recommended Best Practices*
● All participants are encouraged to wear face coverings. ● Limit attendance, arrange seating, and/or stagger services so that a minimum of 6 feet is maintained between all attendees, in all directions, at all times. Households/families may sit together and not required to maintain 6 feet distancing with each other. Other attendees need to maintain 6 feet from a household/family seated together. ● Indoor gatherings of more than 50 people prohibited. ● No handshakes, hugs, or physical touching is allowed outside of households/family groups. ● Activities where objects are touched, worn, or passed around by more than one individual shall not take place, or, must be disinfected between users; this includes collection plates or baskets. ● Shared food or drinks shall not be allowed, unless provided for in a cafeteria that is following Phase 2 restaurant guidelines. ● Use disinfectants outlined on EPA List N. ● Stay up-to-date on the latest guidance issued by the CDC, state, and local health authorities.	● Offer online or streamed services whenever possible. ● Provide hand sanitizer stations. ● Post informational signs regarding social distancing, facial coverings and hand washing. ● Take temperatures of all attendees and screen for symptoms or out of region travel; if thermometers are not available, ask attendees to take temperature at home prior to arriving. ● Arrivals for gatherings or services shall be metered and spaced, similar to grocery stores, to ensure social distancing at entrances and during events. ● Consider using an RSVP system to schedule attendance when large groups are anticipated. ● Consider keeping a log of all attendees' names and contact information. ● Put a collection basket on a wall or table.

	Mandatory*	Recommended Best Practices*
Services and Gatherings	● Regularly disinfect all high touch surfaces inside facilities and shared or common areas. ● Deep disinfection of high contact surfaces (e.g. door handles, light switches, seats, railings, cabinetry handles, appliance handles, toilets, countertops, phones, tables, etc.) before and after each gathering. ● Do not use communal water fountains. ● Communion shall be by hand only and Communion ministers are to wear facial masks and gloves. ● Communicate social distancing and other requirements to attendees prior to gatherings.	
Confirmed Cases	● Immediately isolate and recommend medical care for any individual who develops symptoms while attending a service or gathering. ● Contact the local health district about suspected cases or exposures. ● Shutdown any facility for deep cleaning and disinfection, if possible. ● Use disinfectants outlined on EPA List N.	● Consider canceling or postponing gatherings, especially if community members may have had contact with confirmed case. ● Work with local health department to identify potentially infected or exposed individuals to help facilitate effective contact tracing/notifications. ● Encourage all exposed individuals get tested and self quarantine for 14 days or until a negative test.
Organizational	● Employees and volunteers maintain all required Phase 2 social distancing protocol; if symptomatic shall remain at home.	● Assign a point of contact to maximize communication between your organization and your state and local public health systems. ● Symptomatic or positive employees or volunteers remain at home until cleared by a medical provider. ● Partner with congregations or organizations within existing associations, networks or denominations, and neighborhoods for collaborative efforts. ● Classrooms for children to remain closed until public schools reopen. ● Cafeterias may open but are subject to same guidelines as restaurants.

**These recommendations were compiled by the LEAP based on guidance from the CDC, the U.S. Food and Drug Administration (FDA), Nevada OSHA, and other relevant agencies for the industry and public health officials, including state licensing boards. The information provided is only intended as general information to the public. Following these guidelines does not constitute, and is not a substitute for, compliance with all laws and regulations applicable at any particular time. Individuals and businesses are responsible to ensure that they comply with all laws and regulations that apply to them, including, but not limited to, federal and state health and safety requirements. Additionally, compliance with these regulations does not ensure against the spread of infections from COVID-19 or any other cause.*

NEVADA HEALTH RESPONSE

Prepared by the Local Empowerment Advisory Panel (LEAP)

Roadmap to Recovery for Nevada

Guest Rooms





	Mandatory*	Recommended Best Practices*
Employees	● Ensure minimum 6 feet between people, if not possible, install barriers. ● Face coverings are required for all employees, including disposable gloves. ● Employees must perform daily symptom assessment.** ● Require employees to stay home if symptomatic. ● Require regular handwashing. ● Place hand sanitizers in high-contact locations.	● Face coverings are recommended for guests.
Shift Pattern	● Ensure minimum 6 feet between people, if not possible, install barriers. ● Alternate end-of-day shift changes for social distancing. ● Limit number of employees on employee elevators. ● Clean and disinfect high-contact areas (e.g. door handles, elevator controls, etc.).	● Provide hand sanitizer stations on each floor.
Physical Spaces/ Guest Rooms	● Ensure minimum 6 feet between people. ● Post social distancing signage and disinfect high-contact surfaces hourly. ● Wash as much of the linen that comes in contact with guests. Items that cannot be easily washed, like comforters and pillows, should be enclosed in coverings that are washed after each guest. ● Disinfect high touched areas, taps, faucets, door and drawer handles, door latches, toilet or bath rails, telephones, thermostats, rails on balconies, light and lamp switches, remote control, curtain pulls and wands, guest information books, alarm clocks, hair dryers, irons and pens. ● Use disinfectants outlined on EPA List N.	● Carpet should be cleaned in a 3-step process: 1. Detergent and hot water 2. Disinfectant 3. Steam. ● Disinfect soft furnishings. ● Provide disposable plates, cups, utensils, etc. for in-room dining. ● Remove hard-to-clean decorative pillows.
Confirmed Cases	● Immediately isolate and seek medical care for any individual who develops symptoms while at work and follow CDC guidelines. ● Contact the local health district about suspected cases or exposures and employers should maintain the confidentiality of employee health information. ● Shutdown any facility for deep cleaning and disinfection, if possible. ● Use disinfectants outlined on EPA List N. ● Remove all linens.	● Work with local health department to identify potentially infected or exposed individuals to help facilitate effective contact tracing/notifications. ● Once testing is readily available, test all suspected infections or exposures. ● Following testing, contact local health department to initiate appropriate care and tracing. ● Wear proper PPE while deep cleaning and disinfecting. ● Dispose of all paper products (e.g. coffee filters, tissues, cups, magazines, etc.). ● Minimize exposure by delaying time before entering exposed room for deep cleaning.

***Daily symptom assessments should include monitoring for fever, cough, and trouble breathing.*

**These recommendations were compiled by the LEAP based on guidance from the CDC, the U.S. Food and Drug Administration (FDA), Nevada OSHA, and other relevant agencies for the industry and public health officials, including state licensing boards. The information provided is only intended as general information to the public. Following these guidelines does not constitute, and is not a substitute for, compliance with all laws and regulations applicable at any particular time. Individuals and businesses are responsible to ensure that they comply with all laws and regulations that apply to them, including, but not limited to, federal and state health and safety requirements. Additionally, compliance with these regulations does not ensure against the spread of infections from COVID-19 or any other cause.*

NEVADA HEALTH RESPONSE

Prepared by the Local Empowerment Advisory Panel (LEAP)

Roadmap to Recovery for Nevada

Indoor Malls

	Mandatory*	Recommended Best Practices*

Patrons/ Operations	● For patrons, social distancing of 6 feet, outside of families or households, is required at all times.
	● All areas where patrons can congregate including seating areas and benches shall be closed; food court seating must comply with guidelines provided to food establishments including 6 foot spacing of tables.
	● Mall operators shall limit the number of patrons in their facility at any given time to no more than 50% of allowed occupancy based on applicable fire code.
	● Mall Operators shall inform all stores/vendors that they are required to enforce 6 foot social distancing between patrons, including spacing in any lines as well as monitoring store entrance to ensure 50% capacity is maintained, if possible.
	● Patrons should be encouraged to wear masks or cloth face coverings.
	● All restaurants, food courts, or food stands must comply with current reopening guidelines for food establishments.
	● Post signs encouraging patrons to adhere to 6 foot social distancing requirements, wear masks, and wash or sanitize hands.
	● Public bathrooms must be cleaned and sanitized regularly; and 6 foot social distancing maintained for any lines; establish regular cleaning schedules.
	● The following services will be suspended until further notice or discontinued: play areas, stroller rentals, mall-owned food court trays, food sampling, and mall-operated carousels.
	● Valets:
	  ● Valet employees must wear face coverings and gloves.
	  ● Each stand should have a hand sanitizer dispenser available for each guest.
	  ● Benches can not be in use, signage should incorporate social distancing.
		● Create a plan that meets all mandatory requirements and communicate that plan with all stores/vendors.
		● Consider providing masks for patrons to wear.
		● Monitor all mall entrances to ensure that only 50% allowed occupancy is maintained at all times.
		● Provide hand sanitizing stations.
		● Public bathrooms cleaned every 2 hours with special attention to high use surfaces.
		● Public bathrooms should be monitored by staff to ensure that 6 foot social distances are maintained in lines and hand washing areas as feasible.
		● Increase frequency of cleaning of all common and high use areas including elevators and handrails.
		● HVAC systems should be cleaned, and filters changed prior to opening; continued monitoring of filters and cleaning of system as practicable.
		● Stay up-to-date on the latest guidance issued by the CDC, state and local health authorities.

Employees	● All mall and store/vendor employees shall wear masks or cloth face coverings. ● Conduct daily symptom assessments on all mall employees and require all stores/vendors to do the same for their employees.** ● Mall operators should ensure that all office environments comply with guidelines for employers; social distancing is enforced and regular sanitization of all common surfaces is performed. ● Properties' housekeeping vendors or staff shall wear PPE and use disinfectants outlined on EPA List N.	● Create a plan that meets all mandatory requirements and communicate that plan with all employees. ● Provide PPE and sanitization stations for employees. ● Provide best practices/suggestions about staggering arrival times and shifts to stores/vendors in order to prevent congregation in break rooms/arrival areas. ● Increase cleaning of employee bathrooms with special attention to high use surfaces. ● In addition to masks, provide additional PPE, including gloves, to employees for use as appropriate.

***Daily symptom assessments should include monitoring for fever, cough, and trouble breathing.*

**These recommendations were compiled based on guidance from the CDC, the U.S. Food and Drug Administration (FDA), Nevada OSHA, and other relevant agencies for the industry and public health officials, including state licensing boards. The information provided is only intended as general information to the public. Following these guidelines does not constitute, and is not a substitute for, compliance with all laws and regulations applicable at any particular time. Individuals and businesses are responsible to ensure that they comply with all laws and regulations that apply to them, including, but not limited to, federal and state health and safety requirements. Additionally, compliance with these regulations does not ensure against the spread of infections from COVID-19 or any other cause.*

	Mandatory*	Recommended Best Practices*
Confirmed Cases	● Immediately isolate and seek medical care for any individual who develops symptoms while at work and follow CDC guidelines. ● Contact the local health district about suspected cases or exposures and employers should maintain the confidentiality of employee health information. ● Shutdown any facility for deep cleaning and disinfection, if possible. ● Use disinfectants outlined on EPA List N to sanitize all surfaces that the individual came into contact with.	● Work with local health department to identify potentially infected or exposed individuals to help facilitate effective contact tracing/notifications. ● Once testing is readily available, test all suspected infections or exposures. ● Following testing, contact local health department to initiate appropriate care and tracing.

**These recommendations were compiled by the LEAP based on guidance from the CDC, the U.S. Food and Drug Administration (FDA), Nevada OSHA, and other relevant agencies for the industry and public health officials, including state licensing boards. The information provided is only intended as general information to the public. Following these guidelines does not constitute, and is not a substitute for, compliance with all laws and regulations applicable at any particular time. Individuals and businesses are responsible to ensure that they comply with all laws and regulations that apply to them, including, but not limited to, federal and state health and safety requirements. Additionally, compliance with these regulations does not ensure against the spread of infections from COVID-19 or any other cause.*

NEVADA HEALTH RESPONSE

Prepared by the Local Empowerment Advisory Panel (LEAP)

Roadmap to Recovery for Nevada

Indoor Venues

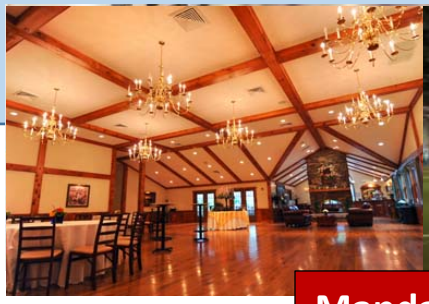



	Mandatory*	Recommended Best Practices*
General	● Ensure minimum 6 feet between people. ● Employees will be provided face masks. ● Employees must perform daily self-symptom assessment.** ● Require employees to stay home if symptomatic. ● Require frequent and thorough hand washing, including providing employees, athletes, and visitors with a place to wash their hands. If soap and running water are not immediately available, provide alcohol-based hand sanitizer. ● Stagger or limit arrivals of employees, athletes, and visitors. ● Provide hand sanitizer stations. ● Post informational signs regarding social distancing, facial coverings and what to do if symptomatic. ● Stay up-to-date on the latest guidance issued by the CDC, state, and local health authorities.	● Take temperature of employees daily upon entry. ● Enable natural workplace ventilation. ● Health questionnaire for symptoms at entry. ● Encourage personnel to work from home whenever possible and feasible with business operations. ● Whenever possible, equipment and personal items should have proper separation and should not be shared. If equipment must be shared, proper disinfection should be administered between users. ● Consider digital check-in and registration for all events and activities. ● Individual water containers are recommended. ● Individuals should not exchange items.
Shared Spaces	● Ensure minimum 6 feet between people, adjust floor plan or seating venue, as applicable. ● Establish maximum capacity (not to exceed 50% of the fire code). ● Daily deep disinfection of high contact surfaces (e.g. door handles, light switches, seats, railings, toilets, countertops, phones, tables, etc.). ● Disinfect or wash furniture between each customer. ● Disinfect shared spaces between uses. ● Use disinfectants outlined on EPA List N. ● Do not use communal water fountains. ● Require frequent and thorough hand washing, including providing employees, athletes, and visitors with a place to wash their hands. If soap and running water are not immediately available, provide alcohol-based hand sanitizer. ● Provide hand sanitizer stations throughout the entire facility. ● No touch rule- coaches should refrain from high fives, handshake lines, and other physical contact with teammates, opposing players, coaches, and fans. A “tip of the cap” can be used in lieu of a handshake. ● Stay up-to-date on the latest guidance issued by the CDC, state, and local health authorities.	● Close any public gathering areas not necessary for the event. ● Use disposable cups, plates, utensils, etc. ● Provide individually packaged snacks. ● Use shared spaces 1 group at a time. ● Cancel/postpone events when social distancing guidelines cannot be met. ● Divide essential staff into groups and establish rotating shifts. ● Availability of at least 3 weeks of cleaning supplies. ● All equipment (e.g. balls, gloves, helmets, etc.) should be disinfected after each use or every 30 minutes. ● Facility, the team, and/or coaches should have bottled drinks on hand, in case a player forgets his or her water bottle. ● Use disinfectants outlined on EPA List N.
Confirmed Cases	● Immediately isolate and seek medical care for any individual who develops symptoms while at work and follow CDC guidelines. ● Contact the local health district about suspected cases or exposures and employers should maintain the confidentiality of employee health information. ● Shutdown any facility for deep cleaning and disinfection, if possible. ● Use disinfectants outlined on EPA List N.	● Work with local health department to identify potentially infected or exposed individuals to help facilitate effective contact tracing/notifications. ● Once testing is readily available, test all suspected infections or exposures. ● Following testing, contact local health department to initiate appropriate care and tracing.

***Daily symptom assessment should include monitoring for fever, cough, and trouble breathing.*

**These recommendations were compiled by the LEAP based on guidance from the CDC, the U.S. Food and Drug Administration (FDA), Nevada OSHA, and other relevant agencies for the industry and public health officials, including state licensing boards. The information provided is only intended as general information to the public. Following these guidelines does not constitute, and is not a substitute for, compliance with all laws and regulations applicable at any particular time. Individuals and businesses are responsible to ensure that they comply with all laws and regulations that apply to them, including, but not limited to, federal and state health and safety requirements. Additionally, compliance with these regulations does not ensure against the spread of infections from COVID-19 or any other cause.*

NEVADA HEALTH RESPONSE

Prepared by the Local Empowerment Advisory Panel (LEAP)

Roadmap to Recovery for Nevada

Movie Theaters





	Mandatory*	Recommended Best Practices*
Employees and Guests	● Ensure minimum 6 feet between people, if not possible, install barriers. ● Employees must perform daily self-symptom assessment.** ● Require employees to stay home if symptomatic. ● Require frequent and thorough hand washing, including providing more areas for hand washing. If soap and running water are not immediately available, provide alcohol-based hand sanitizer. ● Staffer or limit arrivals of employees and guests. ● Personnel should work from home, if possible. ● Face coverings are required for employees. ● Stay up-to-date on the latest guidance by the CDC, state, and local health authorities.	● Face coverings are recommended for guests. ● Train staff on new operation plan. ● Provide hand sanitizer stations.
Shift Pattern	● Daily disinfection of desks, workstations, and physical spaces. ● Change shift patterns (e.g. fewer shifts). ● Stagger lunch and break times.	● Split into sub-teams, limit contact across sub-teams.
Physical Spaces	● Ensure minimum 6 feet between people; adjust floor plan, if applicable. ● Limit capacity to 50% of fire code occupancy or 50 people, whichever is lower, per screen. ● Clean and disinfect hand rests, trays, and cup holders between each movie. ● Daily deep disinfection of high contact surfaces (e.g. door handles, light switches, seats, railings, cabinetry handles, appliance handles, toilets, countertops, phones, tables, etc.) ● Alternate rows between customers. ● Utilize remote ticketing. ● Use disinfectants outlined on EPA List N.	● Close cafeteria and gathering spaces if possible or conduct regular cleanings. ● Provide hand sanitizer stations. ● Post informational signs regarding social distancing, facial coverings, and what to do if symptomatic.
Confirmed Cases	● Immediately isolate and seek medical care for any individual who develops symptoms while at the event and follow CDC guidelines. ● Contact the local health district about suspected cases or exposures and employers should maintain the confidentiality of employee health information. ● Shutdown any facility for deep cleaning and disinfection, if possible. ● Use disinfectants outlined on EPA List N.	● Work with local health department to identify potentially infected or exposed individuals to help facilitate effective contact tracing/notifications. ● Once testing is readily available, test all suspected infections or exposures. ● Following testing, contact local health department to initiate appropriate care and tracing.

***Daily symptom assessments should include monitoring for fever, cough, and trouble breathing.*

**These recommendations were compiled by the LEAP based on guidance from the CDC, the U.S. Food and Drug Administration (FDA), Nevada OSHA, and other relevant agencies for the industry and public health officials, including state licensing boards. The information provided is only intended as general information to the public. Following these guidelines does not constitute, and is not a substitute for, compliance with all laws and regulations applicable at any particular time. Individuals and businesses are responsible to ensure that they comply with all laws and regulations that apply to them, including, but not limited to, federal and state health and safety requirements. Additionally, compliance with these regulations does not ensure against the spread of infections from COVID-19 or any other cause.*

NEVADA HEALTH RESPONSE

Prepared by the Local Empowerment Advisory Panel (LEAP)

Roadmap to Recovery for Nevada

Outdoor Equine and Livestock Competitions

	Mandatory*	Recommended Best Practices*
General Considerations	● Create an Emergency Response Plan specific to a COVID-19 incident or outbreak that includes local medical resources and addresses outbreak protocols, including medical evaluation, isolation and quarantine, and reporting. ● Provide training for competition staff, volunteers, and licensed officials regarding all procedures and requirements associated with a COVID-19 Plan. ● Inform all participants, officials, and competition personnel of protocols and safeguards implemented for their protection against spreading COVID-19 by providing them with a list of such measures. ● Conduct daily symptom assessments.** ● Require a face mask or face covering for all staff, officials, volunteers, service providers, and participants when not mounted on a horse. A participant should not be disqualified or penalized for wearing a facemask or face covering while competing. ● Require frequent and thorough hand washing, including providing all staff, officials, volunteers, service providers, and participants with a place to wash their hands. If soap and water are not immediately available, provide alcohol-based hand sanitizer.	● Provide hand sanitizer stations. ● Consider temperature monitoring for volunteers, officials, competition staff, and service providers once daily prior to entering the competition grounds. ● Post informational signs regarding social distancing, facial coverings, and what to do if symptomatic.
Social Distancing/ Limiting Entries and/or Stabling	● Organize horse arrivals and departures to limit contact between people. ● Arrange judge's and other officials' areas to comply with social distancing requirements. ● Restrict competition office access to essential personnel only. Configure the space and limit the number of office staff to comply with social distancing and limit the number of participants who can enter the competition office at one time (e.g. schedule check-in/check-out times). ● Configure stabling to comply with social distancing requirements to manage concentration of horses and people. This may limit stalls available for the event.	●Competition Organizers may limit entries to the competition and/or to specific sections/classes within the competition to manage the concentration of horses and people. Competition organizers must give notice if entries are to be limited. ● The limiting of stables should be done on a first come, first serve basis. Relevant information should be posted on the competition website. ● Establish a system for notifying and "wait-listing" individuals who submit stabling requests after the available spaces are filled. The method should be applied equally to all potential participants.

***Daily symptom assessments should include monitoring for fever, cough, and trouble breathing.*

	Mandatory*	Recommended Best Practices*
General Considerations for Competition Organizers	● Consider limiting the number of entrances and exits to the venue to manage the number of individuals accessing the competition grounds. ● Use radio, phone, and online communication methods as much as possible and communicate important information frequently throughout the competition grounds.	● VIP and other social areas are strongly discouraged unless social distancing requirements are enforced in accordance with all applicable federal, state, and local regulations, requirements, and orders, as well as CDC guidelines as they relate to mass gatherings and sporting events.
Cleaning/ Sanitizing Locations	● Provide hand sanitization stations with access to soap and water or alcohol-based hand sanitizer at each competition area and schooling/warm up area. ● Provide hand sanitizer to all officials, ring crew, office staff, and maintenance staff. ● Regularly disinfect all high touch surfaces. ● Daily deep disinfection of high contact surfaces (e.g. door handles, light switches, seats, railings, cabinetry handles, appliance handles, toilets, countertops, phones, tables, etc.) ● Prohibit the use of public water fountains.	
Competition Office	● Install clear plastic, glass, or other type of protective shield/barrier in front of office staff. ● Provide hand sanitizer near the dor. ● Provide markers to delineate 6 feet spacing between people in the office and in any waiting lines (e.g. markers on floor). ● Prepare and email competitor bills as early as possible. ● Establish appointment times for checkout at the competition office.	● Strongly encourage all competitors to complete entry forms, in their entirety, including having all requisite memberships in place, prior to entering competition office. ● Strongly encourage that all entries, adds, scratches, feed and bedding orders, and billing/invoicing are done electronically. ● Provide an “in” door and an “out” door, if possible.
Service Providers and Vendors	● Advise any service providers (e.g. vendors, foodservice, farrier, feed suppliers, waste disposal personnel, etc.) to take precautions in accordance with federal, state, local, and facility regulations and CDC guidelines.	● Consider requesting provision of pre-packaged food only.

Competition, Schooling/ Warm-up/ Exercise Area Considerations	● Utilize posted orders of go and/or published ride times, including online orders of go and ride times.
	● Schedule course walks/arenas as necessary to comply with social distancing requirements (e.g. schedule small groups in separate sections).
	● Utilize individual water bottles versus community water coolers.
	● Limit and/or block out seating areas or organize seating areas to comply with social distancing requirements.
	● Restrict the number of people accompanying a horse to the competition area to those persons who are needed for safety or for achieving effective competition, but they all must comply with social distancing requirements.
	● Schooling/Warm-Up and Exercise Area Provisions:
	  ● Provide monitors to ensure compliance with requirements and best practices.
	  ● Provide sanitizing items at each competition area and schooling/warm-up area.
	  ● Advise individuals to wear gloves while handling the jumps or arena items and to wipe them down after use.
		● At events with multiple competition areas, consider designating one area as primary where assigned times and/or orders of go take precedence.
		● Consider utilizing technology for information transfer to mitigate the risk of virus spread by the manual transfer of paper (e.g. judge’s cards, scoresheets, etc.).
		● Create a method of giving ribbons and trophies that reduces or eliminates hand-to-hand contact.
		● Provide monitors to ensure compliance with requirements and best practices.

	Mandatory*	Recommended Best Practices*

Competition, Schooling/ Warm-up/ Exercise Area Considerations *cont.*	● Schooling/Warm-Up and Exercise Area Provisions:
	  ● Determine equine/human capacity in relation to the area and restrict access to a limited number to maintain social distancing requirements.
	● In classes where participants compete collectively, the Competition Organizer must determine and communicate to participants, the maximum number of horses permitted in each competition area at one time based on the size of the competition areas and social distancing requirements.
	  ● Communicate with participants if classes will be divided and held as separate classes or split and held in one or more than one section.
	  ● Consider providing different awards to each class.
	  ● Classes may split into sections with the final section being comprised of the best entrants.	

Stabling Considerations	● Restrict access of stabling areas to veterinarians, athletes, officials, grooms, trainers, and other essential personnel. ● Remind all personnel in the stabling areas to comply with all best practices and guidelines in effect at the competition. ● Provide hand sanitization stations in the stabling area and encourage stable personnel to use frequently.	
Participants	● Limit access to stabling area and competition grounds to essential personnel only. ● Consider having riders meet their horses at the competition or schooling areas/warm-up areas or other pre-designated area to further limit contact in the stabling area. ● Consider the use of mounting blocks to avoid one-on-one contact between riders and grooms/assistants. Provide adequate food and beverage supplies for your barn and your support staff for the duration of the competition to avoid unnecessary community exposure. ● Provide hand sanitizer, gloves, masks, and other PPE necessary to your barn staff and other personnel and encourage them to use these items on a regular basis. ● Do not mix equipment (e.g. tack, grooming supplies, lead shanks, etc.) and sanitize between each use. ● Regularly sanitize bikes/motorbike/gold carts/car and truck door handles, stable doors, bucket handles, light switches, etc., and equipment, including tack, grooming feeding, stall cleaning materials, etc. ● Schedule competition days (ride times, schooling times, etc.) as efficiently as possible to minimize time spent on the competition grounds each day.	● Consider temperature monitoring. ● Discourage multiple family members from accompanying owners and riders.
Signage	● Post signage that displays all applicable federal, state and local regulations, requirements and orders as well as WHO recommendations and CDC guidelines as they relate to mass gatherings and sporting events in effect at the competition. ● Post signage identifying 6-foot social distancing for spectators waiting to enter competition grounds. ● Post signage throughout the competition grounds (i.e. competition office, competition areas, arenas, pavilions and schooling areas, barns, stalls, etc.) which includes recommendations about good hygiene along with informing participants and others about ways to reduce the risk of COVID-19 transmission. Posters need to meet the CDC guidelines – Stop the Spread of Germs	

	Mandatory*	Recommended Best Practices*
Signage	● Post signage at all entrances to the competition grounds which identifies the symptoms of COVID-19 and states the following: ● To protect others from possible transmission of the virus, anyone who exhibits COVID-19 symptoms or has been in contact with someone who has tested positive for COVID-19 within the last two weeks, cannot enter the competition grounds. These individuals are encouraged to contact their health care provider immediately for further medical advice and must obtain documented clearance from their health care provider before entering the competition grounds. Participants must assume responsibility for themselves and their own staff (e.g. grooms, assistants, etc.). Posters with Symptoms of Coronavirus Disease are placed throughout the property.	
Spectator Seating, High Traffic, & Congested Areas	● Organizers should screen all spectators regarding travel history, contact with individuals who may have tested positive for COVID-19, and presence of any signs or symptoms consistent with COVID-19. ● Organizers must limit occupancy of grandstands/seating to 50% occupancy and spectators may sit in groups of no larger than 50 persons. Social distancing is required between groups of spectators. ● Organizers must remind spectators on the importance of wearing face masks covering both the nose and the mouth. Organizers may require all spectators to wear face masks in the grandstands. ● Provide sanitizing stations. ● In highly congested areas, try to provide six feet markings to follow social distancing recommendations. ● Place signage around spectator seating and highly congested areas regarding safe distancing. ● Organizers should disinfect spectator seating and heavily congested areas after each performance.	
Confirmed Cases	● Immediately isolate and seek medical care for any individual who develops symptoms while at work and follow CDC guidelines. ● Contact the local health district about suspected cases or exposures and employers should maintain the confidentiality of employee health information. ● Shutdown any facility for deep cleaning and disinfection, if possible. ● Use disinfectants outlined on EPA List N.	● Work with local health department to identify potentially infected or exposed individuals to help facilitate effective contact tracing/notifications. ● Once testing is readily available, test all suspected infections or exposures. ● Following testing, contact local health department to initiate appropriate care and tracing.

**These recommendations were compiled by the LEAP based on guidance from the CDC, the U.S. Food and Drug Administration (FDA), Nevada OSHA, and other relevant agencies for the industry and public health officials, including state licensing boards. The information provided is only intended as general information to the public. Following these guidelines does not constitute, and is not a substitute for, compliance with all laws and regulations applicable at any particular time. Individuals and businesses are responsible to ensure that they comply with all laws and regulations that apply to them, including, but not limited to, federal and state health and safety requirements. Additionally, compliance with these regulations does not ensure against the spread of infections from COVID-19 or any other cause.*

NEVADA HEALTH RESPONSE

Prepared by the Local Empowerment Advisory Panel (LEAP)

Roadmap to Recovery for Nevada

Outdoor Venues



	Mandatory*	Recommended Best Practices*
General	● Ensure minimum 6 feet between people. ● The entrance to an attraction should include social distancing markers of 6 feet. Families that live in the same household should not be expected to social distance. ● All employees should wear masks/face coverings while on the job, interacting with others. Guests are encouraged to wear masks/face coverings as well. Cloth face coverings should not be placed on children younger than 2 years of age, anyone who has trouble breathing, or is unconscious, incapacitated, or otherwise unable to remove the cover without assistance. ● Reduce attraction capacity to allow for appropriate physical distancing. No more than 50% of the current capacity. ● Place acrylic (plexiglass) or other types of barriers/hygiene screens between guests and staff in frequent, close interaction areas wherever practical to reduce contamination. Disinfect the barriers/hygiene screens regularly. ● Employees must perform daily self-symptom assessment.** ● Require employees to stay home if symptomatic. ● Require regular handwashing. ● Stagger or limit arrivals of employees and guests. ● Provide hand sanitizer stations. ● Post informational signs regarding social distancing, facial coverings and what to do if symptomatic. ● Stay up-to-date on the latest guidance issued by the CDC, state, and local health authorities. ● Close all water fountains. ● Only sell pre-packaged food at any concessions. Review all federal, state, and local food safety guidelines. ● Alternate schedules to avoid employees taking breaks at the same times in the same locations. Consider reducing the use of shared equipment (e.g. computers, phones, radios, etc.). If equipment must be shared, employees should wash/sanitize their hands before and after using that equipment and the high-touch surfaces on the equipment should be sanitized frequently.	● Utilize touch-free/contactless payment options when possible. ● Reduce face-to-face transactions when possible. ● Encourage guests to purchase tickets online if possible. Consider all-inclusive package offers. ● Ensure your first aid protocols address how to manage employees or guests with COVID-19 symptoms. If first aid is staffed internally, provide the appropriate Personal Protective Equipment (PPE). ● Develop an isolation/quarantine area for the individual and his or her immediate party while any assessment is completed. ● Proactively communicate guidelines and expectations for health and hygiene procedures and precautions in the front-of-house areas for guests and in the behind-the-scenes areas for employees. ● Clearly mark physical distancing spaces/guidelines with floor markings, seat, markings, or signs to make it easy for guests to understand what is expected. ● Identify realistic capacities for common areas. Keep in mind that limiting attraction queues and attraction capacities may increase the number of people in common areas. It is better to be conservative on your initial estimates, monitor guest flow, resolve problem areas, and adjust your plan frequently.

***Daily symptom assessment should include monitoring for fever, cough, and trouble breathing.*

**These recommendations were compiled by the LEAP based on guidance from the CDC, the U.S. Food and Drug Administration (FDA), Nevada OSHA, and other relevant agencies for the industry and public health officials, including state licensing boards. The information provided is only intended as general information to the public. Following these guidelines does not constitute, and is not a substitute for, compliance with all laws and regulations applicable at any particular time. Individuals and businesses are responsible to ensure that they comply with all laws and regulations that apply to them, including, but not limited to, federal and state health and safety requirements. Additionally, compliance with these regulations does not ensure against the spread of infections from COVID-19 or any other cause.*

	Mandatory*	Recommended Best Practices*

Sanitation, Housekeeping, & Cleaning Operations	● Disinfect high-touch areas frequently. Those include: door handles, trash receptacle touchpoints, control equipment, phones, computers, office equipment, counters, elevator buttons, handrails, tables, seats, benches, high chairs, toilets, sink faucets and toilet handles, soap dispenser push plates, baby changing stations, ice scoops, refrigerator handles, towel dispenser handles, cleaning tools, counter tops, door knobs, light switches, sinks, queue rails, harnesses, restraints, ATM machines, dining surfaces, etc.
	● Consider removing high-touch surfaces (e.g. doors) if they aren't completely necessary.
	● Use disinfectants outlined on EPA List N. Consult product specifications to determine how often cleaning should take place.
	● If restrooms are open:
	  ● Consider dedicating employees to cleaning/disinfecting restrooms frequently. They should also monitor/control restroom capacity to uphold physical distancing guidelines in those facilities.
	  ● Consider closing or otherwise disabling every other (or every two) toilets to ensure guests maintain physical distancing protocols in restrooms.
	  ● Post a log in visible site of times restrooms are cleaned.	

Attractions	● Disinfect ride surfaces frequently touched by guests or employees, including handrails, arm rests, restraints, lap bars, grips, seatbelts, over-the-shoulder harnesses, etc.	● The frequency and approach to sanitizing should be based on the guidelines provided on the cleaning chemicals, which should be determine based on the surface being cleaned. ● When physically verifying that safety gates are locked and secured, operators can use their feet or knees to check movement. If hands must be used to ensure a gate is locked, operators should wash/sanitize hands before moving on to another task. ● Consider reducing the number of guests per ride vehicle to facilitate physical distancing between riders. ● Board family members/others living in the same household in the same vehicle when possible. ● Carefully evaluate attractions that require time-consuming personal harnessing like ropes courses, climbing walls, and steel-cable swing rides because of the difficulty managing personal distancing during the harnessing process. The increased cleaning and sanitizing of the harnesses and other equipment between each use may also be difficult and time consuming. ● For miniature golf courses, consider ways to reduce surfaces guests touch frequently. Several approaches to reduce guest contact with the holes on the course include placing a piece of round coated foam (like a swimming pool noodle) in a mini-golf hole to reduce the depth of the hole or removing routes where balls drop into hole-in-one cups and have them roll onto the carpet instead. For courses that print custom scorecards, allow guests to get their own ticket out of the printer. Disinfect balls, putters, and pencils after each use.

**These recommendations were compiled by the LEAP based on guidance from the CDC, the U.S. Food and Drug Administration (FDA), Nevada OSHA, and other relevant agencies for the industry and public health officials, including state licensing boards. The information provided is only intended as general information to the public. Following these guidelines does not constitute, and is not a substitute for, compliance with all laws and regulations applicable at any particular time. Individuals and businesses are responsible to ensure that they comply with all laws and regulations that apply to them, including, but not limited to, federal and state health and safety requirements. Additionally, compliance with these regulations does not ensure against the spread of infections from COVID-19 or any other cause.*

	Mandatory*	Recommended Best Practices*
Spectator Seating, High Traffic, & Congested Areas	● Organizers should screen all spectators regarding travel history, contact with individuals who may have tested positive for COVID-19, and presence of any signs or symptoms consistent with COVID-19. ● Organizers must limit occupancy of grandstands/seating to 50% occupancy and spectators may sit in groups of no larger than 50 persons. Social distancing is required between groups of spectators. ● Organizers must remind spectators on the importance of wearing face masks covering both the nose and the mouth. Organizers may require all spectators to wear face masks in the facility. ● Provide sanitizing stations. ● In highly congested areas, try to provide 6 feet markings to follow social distancing recommendations. ● Place signage around spectator seating and highly congested areas regarding safe distancing. ● Organizers should disinfect spectator seating and heavily congested areas after each event.	
Signage	● Post signage that displays all applicable federal, state and local regulations, requirements and orders, as well as WHO recommendations and CDC guidelines as they relate to mass gatherings and sporting events in effect at the facility. ● Post signage identifying 6-foot social distancing for spectators waiting to enter the facility. ● Post signage at all entrances to the facility which identifies the symptoms of COVID-19 and states the following: ● To protect others from possible transmission of the virus, anyone who exhibits COVID-19 symptoms or has been in contact with someone who has tested positive for COVID-19 within the last two weeks, cannot enter the facility. These individuals are encouraged to contact their health care provider immediately for further medical advice and must obtain documented clearance from their health care provider before entering the facility. Participants must assume responsibility for themselves and their own staff. Posters with Symptoms of Coronavirus Disease are placed throughout the property. ● Post signage throughout the facility which includes recommendations about good hygiene along with informing participants and others about ways to reduce the risk of COVID-19 transmission. Posters need to meet the CDC guidelines – Stop the Spread of Germs	
Confirmed Cases	● Immediately isolate and seek medical care for any individual who develops symptoms while at work and follow CDC guidelines. ● Contact the local health district about suspected cases or exposures and employers should maintain the confidentiality of employee health information. ● Shutdown any facility for deep cleaning and disinfection, if possible. ● Use disinfectants outlined on EPA List N.	● Work with local health department to identify potentially infected or exposed individuals to help facilitate effective contact tracing/notifications. ● Once testing is readily available, test all suspected infections or exposures. ● Following testing, contact local health department to initiate appropriate care and tracing.

**These recommendations were compiled by the LEAP based on guidance from the CDC, the U.S. Food and Drug Administration (FDA), Nevada OSHA, and other relevant agencies for the industry and public health officials, including state licensing boards. The information provided is only intended as general information to the public. Following these guidelines does not constitute, and is not a substitute for, compliance with all laws and regulations applicable at any particular time. Individuals and businesses are responsible to ensure that they comply with all laws and regulations that apply to them, including, but not limited to, federal and state health and safety requirements. Additionally, compliance with these regulations does not ensure against the spread of infections from COVID-19 or any other cause.*

NEVADA HEALTH RESPONSE

Prepared by the Local Empowerment Advisory Panel (LEAP)

Roadmap to Recovery for Nevada

Body Art and Body Piercing Establishments



	Mandatory*	Recommended Best Practices*
Employees & Customers	● Ensure minimum 6 feet between people, if not possible, install barriers. ● Employees must perform daily self-symptom assessment.** ● Require employees to stay home if symptomatic. ● Require regular handwashing upon arrival, before meals and breaks, after using the restroom, blowing nose and before returning home. ● No body art may be done around the nose or mouth due to facial coverings. ● Provide hand sanitizer stations. ● Post informational signs regarding social distancing, facial coverings and what to do if symptomatic. ● Face covering are required for employees and customers. ● Customers must be interviewed about symptoms. ● Schedule appointments to avoid congregating—no walk-ins permitted.. ● Post informational signs regarding social distancing, facial coverings and what to do if symptomatic.	● Provide hand sanitizer stations.
Shift Pattern	● Keep customers to a minimum in the waiting room. ● Encourage customers with appointments to wait in their car or parking lot. ● Disinfect all high touch surfaces in between guests. ● Persons with appointments should be the only ones on the premises.	
Physical Spaces/ Workstations	● Ensure minimum 6 feet between people. ● Daily deep disinfection of high contact surfaces (e.g. door handles, light switches, seats, railings, cabinetry handles, appliance handles, toilets, countertops, phones, tables, etc.). ● Wear gloves and face masks. ● Require regular handwashing. ● Disinfect or wash furniture in between each customer.	
Confirmed Cases	●Immediately isolate and seek medical care for any individual who develops symptoms while at work and follow CDC guidelines. ● Contact the local health district about suspected cases or exposures and employers should maintain the confidentiality of employee health information. ● Shutdown any facility for deep cleaning and disinfection, if possible. ● Use disinfectants outlined on EPA List N.	● Work with local health department to identify potentially infected or exposed individuals to help facilitate effective contact tracing/notifications. ● Once testing is readily available, test all suspected infections or exposures. ● Following testing, contact local health department to initiate appropriate care and tracing.

***Daily symptom assessment should include monitoring for fever, cough, and trouble breathing.*

**These recommendations were compiled by the LEAP based on guidance from the CDC, the U.S. Food and Drug Administration (FDA), Nevada OSHA, and other relevant agencies for the industry and public health officials, including state licensing boards. The information provided is only intended as general information to the public. Following these guidelines does not constitute, and is not a substitute for, compliance with all laws and regulations applicable at any particular time. Individuals and businesses are responsible to ensure that they comply with all laws and regulations that apply to them, including, but not limited to, federal and state health and safety requirements. Additionally, compliance with these regulations does not ensure against the spread of infections from COVID-19 or any other cause.*

NEVADA HEALTH RESPONSE

Prepared by the Local Empowerment Advisory Panel (LEAP)

Roadmap to Recovery for Nevada

Massage Establishment Sanitization Guidelines

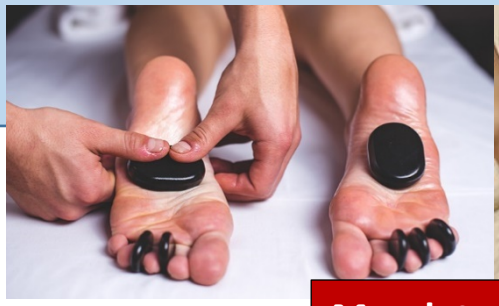

	Mandatory*	Recommended Best Practices*
Supplies	● Soap in a covered dispenser. ● Single use or disposable towels. ● Waste receptacle. ● Hot/Cold water. ● EPA-approved disinfectant.	● Disinfectant spray and/or wipes. ● Hand sanitizer (at least 60% alcohol content). ● Disposable gloves. ● Face masks. ● Protective eye wear. ● Face shields.
Sanitize Between Each Client	● Therapists hands. ● All massage equipment. ● All furniture. ● All fixtures and massage tables. ● All electrical equipment used for the care of a client. ● All hydrotherapy equipment. ● All surfaces touched by a client (e.g. door handles, light switches, chairs, clothing racks, lockers, and other fixtures). ● Lubricant container. ● Cash registers and card/debit card systems. ● Writing instruments and intake clipboards.	
Other Areas to Disinfect at Least Daily	● Phones and tablets. ● Towel warmer. ● Dispensary cabinet and sink. ● Restroom fixtures and hand washing station. ● Stocked retail items. ● Treatment room cabinetry and décor. ● Remotes (e.g. candles, lighting, music, etc.). ● Mini-refrigerator. ● Reception area furniture, desks, computers, and decorations.	
Single Use Items	To be thrown away after one use: ● Table paper. ● Disposable face cradle covers. ● Gloves ● Hair ties, barrettes, and/or scrunchies.	

	Mandatory*	Recommended Best Practices*
Items to be Laundered After Each Use	Launder on hot or sanitize setting. Dry on hot or sanitize: ● Bolster covers. ● Gowns. ● Face rest covers. ● Towels and linens. ● Blankets or top covering.	
Facilities Not to Be Used	● Vapor baths. ● Saunas. ● Steam rooms. ● Portable saunas. ● Spas (as defined in NAC 640C.200 (4)).	

**These recommendations were compiled by the LEAP based on guidance from the CDC, the U.S. Food and Drug Administration (FDA), Nevada OSHA, and other relevant agencies for the industry and public health officials, including state licensing boards. The information provided is only intended as general information to the public. Following these guidelines does not constitute, and is not a substitute for, compliance with all laws and regulations applicable at any particular time. Individuals and businesses are responsible to ensure that they comply with all laws and regulations that apply to them, including, but not limited to, federal and state health and safety requirements. Additionally, compliance with these regulations does not ensure against the spread of infections from COVID-19 or any other cause.*

NEVADA HEALTH RESPONSE

Prepared by the Local Empowerment Advisory Panel (LEAP)

Roadmap to Recovery for Nevada

Massage Therapy

Mandatory*

Workplace Accommodations for Licensees and Other Employees

- Massage therapists, masseuses, and other employees must wear face coverings at all times.
- Establishments should ensure that licensees and employees understand that face masks may not protect the licensee or employee from inhaling airborne pathogens. However, the masks do reduce the risk of the licensee or employee adding to the viral load in the establishment.
- Social distancing recommendations provided by the CDC, OSHA, Governor's Directives and/or local jurisdictions should be maintained. High traffic establishments may want to install plexiglass shields in client intake areas such as reception desks.
- Online client intake and release forms are recommended. When this is not possible pens and clipboards should be sanitized between each use.
- If a client responds to any of the screening questions listed below, the licensee has the right to refuse service.
- The CDC and OSHA recommend that any employee with a temperature above 100.4 degrees Fahrenheit not report to work.

Sanitation Guidelines for Establishments

- Establishments shall continue to follow the regulations provided in NAC 640C.200-360 with emphasis on NAC 640C.200(2)(b). Additional emergency regulations approved by the Board on May 8, 2020, require the establishment and licensees to ensure that normal sanitation practices completed on a daily basis are now completed between each client.
- Based on the CDC and OSHA recommendations all establishments should be cleaned and then disinfected with a product on the Environmental Protection Agency (EPA) List-N, shown to meet the EPA's requirements as being effective against SARS-CoV-2. If possible, the product selected should also be bactericidal and fungicidal. The importance of ensuring the contact time with the product is critical to its effectivity. Since contact times vary, establishments should ensure that EPA recommendations are observed.
- Steam rooms, saunas, and spas shall remain closed and unavailable for guest use.
- Social distancing in waiting areas and locker rooms should be maintained at the distance recommended by the CDC, OSHA, Governor's Directives, and/or local jurisdictions. As each guest enters the facility, they should be informed of the social distancing practice being observed by the establishment. Adequate time should be provided between scheduled appointments including staggering appointments to reduce the number of clients in waiting rooms in order to comply with social distancing recommendations. For establishments with single treatment rooms, it is recommended that the client remain in their car until the licensee informs the client that they are ready for their appointment.
- Remove unnecessary items from waiting areas, locker rooms, restrooms and treatment rooms. All surfaces in these areas should be sanitized between each use. Porous surfaces should be covered with a nonporous protective layer which should then be disposed of or sanitized between each client.
- Phones, computers, cash registers, credit card equipment and other items used by employees or licensees to conduct business, should be sanitized between each client. Reception desk staff should minimize their exposure to items touched by the client or guest. If possible, allow clients to swipe or insert their own credit card. If cash transactions are unavoidable, follow the handwashing protocol and sanitize any surface that came into contact during the exchange.

Mandatory

Sanitation Guidelines for Establishments *cont.*

- Public contact with retail products should be minimized. Clients or guests may select their products and place them in a bag or other receptacle. Items in the bag not purchased should be sanitized before being returned to the stock. Remove all testers from the retail area, locker rooms, and waiting areas. Personal items normally provided by the establishment should be provided by an employ upon request.
- Posting signage about the steps the establishment is taking to ensure client, employee, and licensee safety will help the public know your commitment to their health and safety. Establishments may consider adding information about the policies and practices to their websites.
- Requesting that a client or guest wash their hands or use hand sanitizer before, after, and during each treatment may help protect the licensee and employees.
- Client contact with non-sanitized floor surface should be minimized. For locations with flooring that cannot be sanitized between clients using a non-porous barrier to protect the client and the licensee from potential contaminates on the floor is advised. The barrier should be placed between where the client undresses and the table. For licensees that evaluate gate and require clients to walk in their treatment rooms, if the floor cannot be sanitized, a non-porous barrier should be used in the area where the client will be walking.
- All linens should be sanitized by washing with laundry detergent and hot water followed by drying using the highest setting. For establishments with linens provided by a service, the establishment should review the contract or contact the linen service to ensure proper sanitation guidelines are being followed.

Client Screening Recommendations

- No walk-ins are permitted, and licensees and therapists must only serve one client at a time.
- Prior to the licensee providing services, a basic screening of the signs and symptoms of COVID-19 should be conducted along with a health history intake form. Screening of existing clients should include at a minimum the following questions:

    - During the past 14 days have you experienced a fever, dry cough, fatigue, or systemic muscle aches or pain?
    - During the past 14 days have you or anyone in your home experienced a fever, dry cough, fatigue, or systemic muscle aches or pain?
    - During the past 14 days have you been around anyone who has experienced a fever, dry cough, fatigue, or systemic muscle aches or pain?
    - Are you currently residing with anyone who has tested positive for COVID-19 or is being quarantined for possible exposure to COVID-19 or any other pathogen?
    - Have you taken any medication in the past 6 hours that could have lowered your body temperature such as aspirin, Tylenol, or Ibuprofen?
    - Have you travelled outside the state of Nevada in the past 14 days?

Sanitation Guidelines for Massage Therapy, Reflexology, and Structural Integration

- Licensees shall continue to practice all sanitation guidelines provided for in NAC 640C.200-360 and additional guidelines adopted by the Board as part of the emergency regulations addressing COVID-19.
- Per the CDC hand washing with warm/hot water and soap for a minimum of 20 seconds remains the best sanitation practice available to licensees and the public.
- Licensees or spa attendants shall sanitize treatment rooms between each use with a product identified by the EPA as effective against the spread of SARS-CoV-2/COVID-19 and for the exposure time required by the EPA.
- Licensees shall sanitize their hands before and after every client and after handling any financial transaction. Computers, tablets, cellphones or other electronic devices used for scheduling or payment during transactions shall be sanitized after every use.

Personal Protective Equipment

- The CDC recommends that everyone wear a cloth face cover when they are around others.
- Licensees who choose to wear additional personal protective equipment shall follow NAC 640C.240(3).
- Establishments should strongly encourage customers to wear face coverings to the maximum extent practicable.

Mandatory

Additional Sanitation Guidelines for Chair Massage

- Chair massage requires the sanitation of the entire chair between clients including but not limited to the face rest, chest pad, arm rest, seat, and knee rests with a product included on the EPA List-N.
- Therapists working at chair massage locations with one or more therapists should exercise social distancing as recommended by the CDC, OSHA, Governor's Directives and/or local jurisdictions.
- Establishments and licensees may recommend that clients waiting for chair massage wear a mask and observe current social distancing guidelines.
- Licensees providing chair massage at a location other than one licensed by a municipality should ensure compliance with CDC and OSHA recommendations and observe current social distancing guidelines.
- Individuals using a Desk Buddy, pillow or other device to provide massage at an individual employee's desk, in conference rooms or other locations should sanitize the surface (desk or table) that the device is resting on, sanitize the device upon arriving at the location, and after each client.

Additional Sanitation Guidelines for Outcall Massage

- Licensees shall sanitize the table and any equipment before and after each client.
- Licensees shall place the linens used during the service in a receptacle that is sealed such as a plastic bag or tote.

Additional Sanitation Guidelines for Reflexology

- Reflexologists shall follow all guidelines provided for massage therapy. In addition, any reflexologists providing services to a client on a chair or table that has a porous surface, should ensure that the surface is completely covered by a nonporous protective layer that is either disposed of between each service or sanitized with a product specified by the EPA as effective against COVID-19 using the exposure time recommended for that product.

**These recommendations were compiled by the LEAP based on guidance from the CDC, the U.S. Food and Drug Administration (FDA), Nevada OSHA, and other relevant agencies for the industry and public health officials, including state licensing boards. The information provided is only intended as general information to the public. Following these guidelines does not constitute, and is not a substitute for, compliance with all laws and regulations applicable at any particular time. Individuals and businesses are responsible to ensure that they comply with all laws and regulations that apply to them, including, but not limited to, federal and state health and safety requirements. Additionally, compliance with these regulations does not ensure against the spread of infections from COVID-19 or any other cause.*

Roadmap to Recovery for Nevada

Skin Care Salons

Mandatory*

Infection Prevention Item Checklist

- Disinfectant Concentrate outlined on EPA List N, Disinfectant Container, Disinfectant Spray/Wipes, Disposable Gloves, Hand Sanitizer, Liquid Soap, Face Mask, Protective Eyewear, Spray Bottle, Storage Container (products/tools), Surface Cleaning Products, Towels (cloth/paper), Waste Container, and Water.

General/ Operational Salon Equipment Checklist

- Audio/Visual Equipment, Cash Registers, Credit/Debit Card Systems, Dispensary Cabinetry, Dispensary Sinks, Handwashing Stations, Lighting Equipment, Lobby Furniture, Personal Protective Equipment, Phones, Reception Computers, Reception Desks, Restroom Fixtures, Stocked Cleaning Supplies, Stocked Disinfectants, Soiled Items/Towel Bins, Towel Storage, and Washer/Dryer.
- Consult the Nevada State Board of Cosmetology for disinfection information.

Skin Care Salon Equipment Checklist

- Exfoliation Equipment, Hot Towel Machine, Magnifying Light, Makeup Spray Equipment, Multi-Function Facial Machine, Steamer Equipment, Treatment Beds/Tables, and Wax Pot Equipment.
- Consult the Nevada State Board of Cosmetology for disinfection information.

Skin Care Tools & Implements

1. Disposable Item/Thrown Away After One Use:
    a. Cotton
    b. Cotton Rounds
    c. Disposable Applicators, Brushes, Etc.
    d. Eye Pads
    e. Finger Cots
    f. Gauze Pads
    g. Palette Tape
    h. Q-Tips
    i. Wax Strips
2. Disinfect by Submerging, Spraying, or Wiping with Disinfectant:
    a. Brow Trimmers
    b. Comedone Extractors
    c. Dry Brushes
    d. Exfoliating Brushes
    e. Eyelash Curlers
    f. Hair Clips
    g. Scissors
    h. Sharpeners
    i. Spatulas
    j. Tweezers

Skin Care Tools & Implements

3. Disinfect by Spraying or Wiping with Disinfectant:
    a. Exfoliating Instrument Heads
    b. Facial Brushes
    c. Facial Steamers
    d. Fans
    e. Lash Mirrors
    f. Lotion/Oil Warmers
    g. Magnifying Lights
    h. Palettes
    i. Wax Pots
    j. Woods Lamps
4. Launder in Washer/Dryer:
    a. Capes/Drapes
    b. Towels

Steps to Maintain Disinfected Tools & Implements

1. Disposable/Thrown Away after One Use:
    a. Once a single-use item has been used, it must be disposed of into the trash.
2. Disinfect by Submerging in Disinfectant:
    a. Remove all visible debris.
    b. Clean with soap and warm water.
    c. Submerge in an EPA registered disinfectant following the label's instructions.
    d. Rinse, dry, and store in a clean, closed container.
3. Disinfect by Spraying or Wiping with Disinfectant:
    a. Remove all visible debris.
    b. Clean with soap and warm water.
    c. Spray or wipe items with an EPA registered disinfectant, so that item remains visibly wet for the recommended contact time.
    d. Rinse, dry, and store in a clean, closed container.
4. Launder in Washer/Dryer:
    a. Wash with detergent on hot cycle.
    b. Dry immediately on hot cycle until completely dry.
    c. Store in dust-free closed cabinets.

●Consult the Nevada State Board of Cosmetology for disinfection information.

Disinfected Equipment

● Clean and disinfect all surfaces that come in contact with consumers, following the manufacturer's directions. Product contact times and other factors may impact a product's effectiveness.
● Consult the Nevada State Board of Cosmetology for disinfection information.

Additional Protocols

● Require employees to stay home if symptomatic and conduct daily symptom assessments.**
● Stagger appointments or have clients wait in their car until you are ready for them.
● Do not accept walk-in clients and estheticians and technicians must only serve one client at a time.
● Establishments must have partitions between stations or chairs OR arrange stations so that a minimum of 6 feet of separation between customers is maintained.
● Do not shake hands. There are safer ways to welcome a client in.
● For the time being, you should not allow any magazines, candy dishes, coffee pots, etc. in the facility.
● If possible, encourage clients to use a method of payment that does not require touch. If you are using any form of payment that requires touch, you must sanitize between every use.
● Have clients wash their hands upon entering the facility or use hand sanitizer.
Wear a mask (facial covering) while in the facility. Clients should also be asked to wear one when they can.
● Sanitize after each client.
● Require regular handwashing upon arrival, before meals and breaks, after using the restroom, blowing nose and before returning home.
● Post informational signs regarding social distancing, facial coverings and what to do if symptomatic.
● Daily deep disinfection of high contact surfaces (e.g. door handles, light switches, seats, railings, cabinetry handles, appliance handles, toilets, countertops, phones, tables, etc.).
● Put any new policies and procedures for staff and clients in writing.

***Daily symptom assessments should include monitoring for fever, cough, and trouble breathing.*

**These recommendations were compiled by the LEAP based on guidance from the CDC, the U.S. Food and Drug Administration (FDA), Nevada OSHA, and other relevant agencies for the industry and public health officials, including state licensing boards. The information provided is only intended as general information to the public. Following these guidelines does not constitute, and is not a substitute for, compliance with all laws and regulations applicable at any particular time. Individuals and businesses are responsible to ensure that they comply with all laws and regulations that apply to them, including, but not limited to, federal and state health and safety requirements. Additionally, compliance with these regulations does not ensure against the spread of infections from COVID-19 or any other cause.*

NEVADA HEALTH RESPONSE

Prepared by the Local Empowerment Advisory Panel (LEAP)

Roadmap to Recovery for Nevada

Trade Schools and Technical Schools

This is intended for administrators, Directors, and leaders of Schools and Training within the state of Nevada. This guidance is intended to help schools and Training Facilities prevent the transmission of COVID-19 within their facilities and communities. Schools and Training facilities need to be able to react quickly if there is a confirmed COVID-19 case among staff, volunteers, the people they serve, or visitors. Schools, businesses, healthcare systems and state and local health departments, have an important role in slowing the spread of diseases, especially among high risk populations. Within the State of Nevada, we have many different levels of training and instruction for many different industries.

Elementary and Secondary schools, Junior Colleges, Colleges and Universities should follow the direction of their State of Nevada governing agency with direct coordination with the Governor's Office for the procedures and policies for reopening.

Trade and Apprenticeship training Schools, Professional and Management development training, Fine Art schools, Transportation Training: Flight & Automobile, Sports and Recreation Training, Educational Support Services, Exam preparation and Tutoring Services, all other Miscellaneous Schools and Instruction should adhere to the following procedures and polices while reopening.

	Mandatory*	Recommended Best Practices*
Classes and Instruction Sessions	● Start or continue distance learning, if possible, for all classes. ● Require face masks for all participants, including instructors and staff attending in-person trainings or education. ● Limit attendance, arrange seating, and/or stagger classes, so that a minimum 6 feet is maintained between all attendees, in all directions, at all times. ● Classrooms and instructional areas shall be limited to the lesser of 50% capacity per fire code or 50 people. ● A log should be kept of all attendees' names and contact information. ● Activities where objects are touched, worn, or passed around by more than 1 individual should not take place, or must be sanitized between users.	● Provide hand sanitizer stations. ● Post informational signs regarding social distancing, facial coverings and hand washing. ● Take temperatures of all attendees and screen for symptoms or out of region travel; if thermometers are not available, ask attendees to take temperature at home prior to arriving.** ● Arrivals for gatherings or services shall be metered and spaced, similar to grocery stores, to ensure social distancing at entrances and during events. ● Stagger students and classes to reduce exposure and allow for disinfection.

***Daily symptom assessments should include monitoring for fever, cough, and trouble breathing.*

	Mandatory*	Recommended Best Practices*
Classes and Instruction Sessions	● Regularly disinfect all high touch surfaces inside facilities and shared or common areas. ● Deep disinfection of high contact surfaces (e.g. door handles, light switches, seats, railings, cabinetry handles, appliance handles, toilets, countertops, phones, tables, etc.) before and after each gathering. ● Do not use communal water fountains. ● Do not allow for any visitors or congregation of students in a confined area.	
Organizational	● Employees and students maintain all required Phase 2 social distancing protocol; if symptomatic shall remain at home.	● Assign a point of contact to maximize communication between your organization and your state and local public health systems. ● Symptomatic or positive employees or students remain at home until cleared by a medical provider. ● Classrooms for children to remain closed until public schools reopen. ● Cafeterias may open but are subject to same guidelines as restaurants.
Physical Spaces	● Ensure minimum 6 feet between people, if not possible, install barriers. ● Post social distancing signage and disinfect high-contact surfaces hourly. ● Disinfect classroom and instructional materials before instruction, if possible, or at least daily before and after use. ● Discontinue self-service stations and product samples. ● Establish maximum capacity (no greater than 50% of fire code). ● Food courts may open but are subject to same guidelines as restaurants.	● Close once a week for deep cleaning. ● Maximize available check-out space to promote social distancing (e.g. space customer lines with floor markers, use alternative registers). ● Use contactless payments where possible.
Confirmed Cases	● Immediately isolate and recommend medical care for any individual who develops symptoms while attending a class or instruction. ● Contact the local health district about suspected cases or exposures. ● Shutdown any facility for deep cleaning and disinfection, if possible. ● Use disinfectants outlined on EPA List N.	● Consider canceling or postponing classes, especially if anyone associated with the school may have had contact with confirmed case. ● Work with local health department to identify potentially infected or exposed individuals to help facilitate effective contact tracing/notifications. ● Encourage all exposed individuals get tested and self quarantine for 14 days or until a negative test.

**These recommendations were compiled by the LEAP based on guidance from the CDC, the U.S. Food and Drug Administration (FDA), Nevada OSHA, and other relevant agencies for the industry and public health officials, including state licensing boards. The information provided is only intended as general information to the public. Following these guidelines does not constitute, and is not a substitute for, compliance with all laws and regulations applicable at any particular time. Individuals and businesses are responsible to ensure that they comply with all laws and regulations that apply to them, including, but not limited to, federal and state health and safety requirements. Additionally, compliance with these regulations does not ensure against the spread of infections from COVID-19 or any other cause.*